

THE TIGER CARD



Your Key to Campus

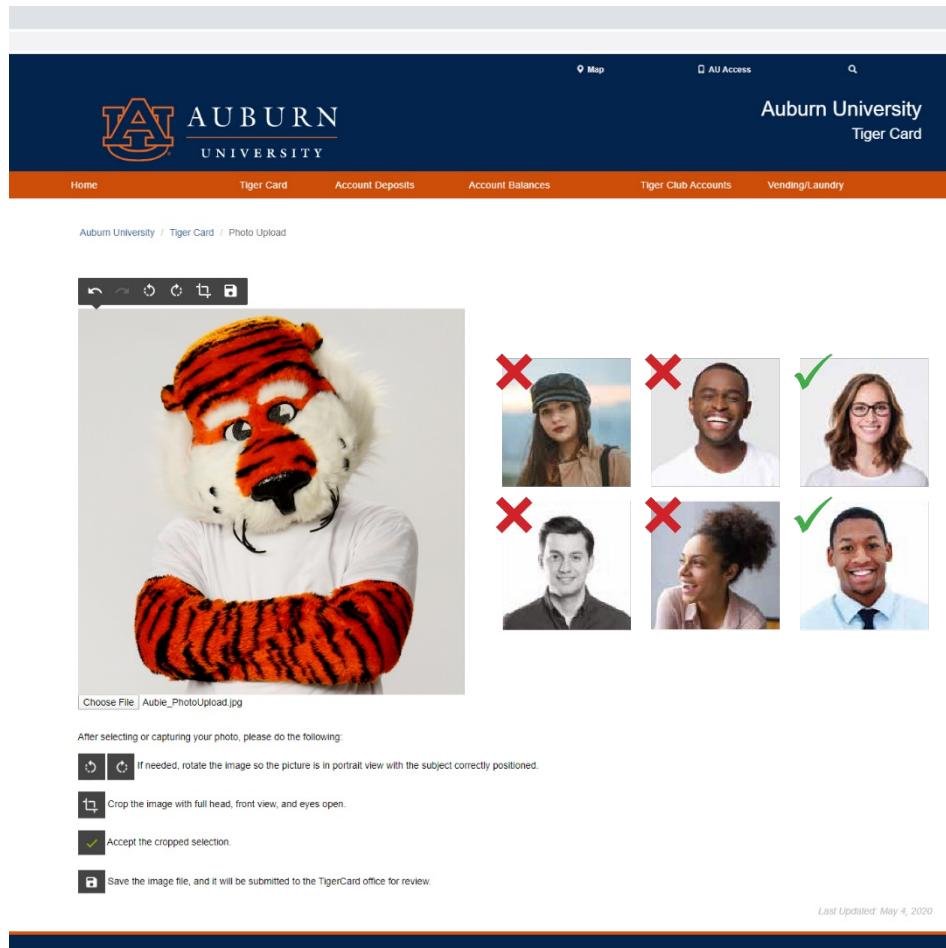
WHAT IS THE TIGER CARD?

- Student ID Card
- Financial transactions
 - On-campus dining & vending
 - Off-campus through Tiger Club Account
- Test identification
- Library materials
- Access control
 - Residence halls
 - Academic buildings and labs
 - Rec & Wellness Center



Questions? Please enter all questions in the Q&A section of this session

HOW DO I GET A TIGER CARD?



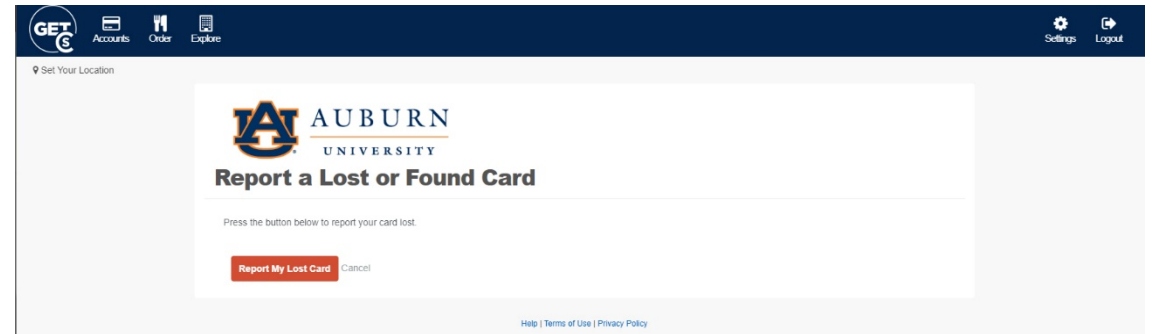
The screenshot shows the Auburn University Tiger Card website. The header includes the Auburn University logo and the text "Auburn University Tiger Card". Below the header is a navigation menu with links for Home, Tiger Card, Account Deposits, Account Balances, Tiger Club Accounts, and Vending/Laundry. The main content area is titled "Auburn University / Tiger Card / Photo Upload". It features a large image of a tiger mascot and a grid of six smaller photos. The first photo is the tiger mascot. The other five photos are of people: a woman with a hat (marked with a red X), a man (marked with a red X), a woman with glasses (marked with a green checkmark), a man (marked with a red X), a woman (marked with a red X), and a man in a suit (marked with a green checkmark). Below the photos is a file upload button labeled "Choose File | Aubie_PhotoUpload.jpg". Underneath the upload button are instructions: "After selecting or capturing your photo, please do the following:" followed by three steps: 1. Rotate the image if needed so it is in portrait view with the subject correctly positioned. 2. Crop the image with full head, front view, and eyes open. 3. Accept the cropped selection. A final step says "Save the image file, and it will be submitted to the TigerCard office for review." The footer of the page says "Last Updated: May 4, 2020".

- Upload picture online (aub.ie/photoupload)
- Stop by office with government issued ID
- Cost \$25 applied to eBill

Questions? Please enter all questions in the Q&A section of this session

HOW DO I REPLACE A LOST CARD?

- Report the Tiger Card Lost
 - Online site (get.cbord.com/auburn)
 - Mobile Tiger Card app
 - Stop by office
 - Call office
- Obtain New Card at Tiger Card Office
 - Replacements are \$25



TIGER CLUB ACCOUNT

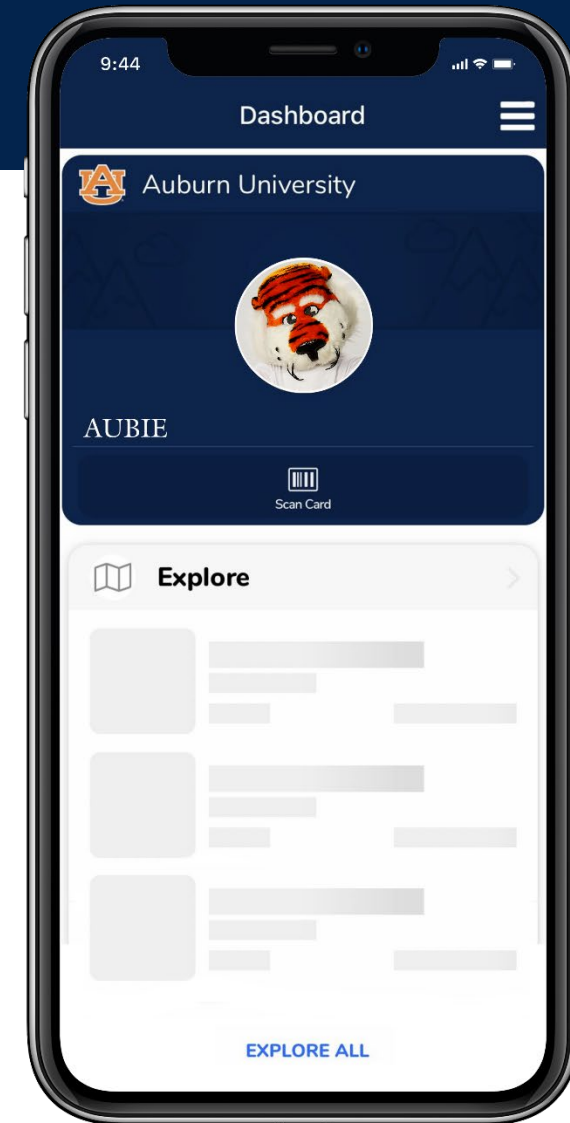
- Voluntary, declining balance account
- Has to be set up by depositing funds
- Can be used on or off campus
- Off-campus merchants include restaurants, grocery stores, and pharmacies
- aub.ie/tclocations



TIGER CARD MOBILE APP

- Download the app via App Store or Google Play
 - aub.ie/tigercardapp
- Can be used for payment at on-campus dining venues
- Deposit funds to the Tiger Club Account*
- Check balances on accounts*
- Locate participating merchants*
- Report lost cards*

* Feature Available at get.cbord.com/auburn as well



OTHER INFORMATION

AUBURN **IGNITED**



AUBIE
FIRST NAME

TIGER
LAST NAME

0123456789
IGNITED NUMBER

**ATTEND EVENTS.
EARN POINTS.
GET REWARDED.**

■ Auburn Ignited Card

- Must have Tiger Card to obtain
- Utilize this card to gain access to sporting events
 - Football only sport requiring students to purchase tickets
 - Football ticket lottery June 5th - July 14th
 - aub.ie/Student_Tickets
 - www.aubtix.com

Ticket Office Auburn Arena, Scholarship Entrance (855) 282-2010 ext. 1 tickets@auburn.edu

Questions? Please enter all questions in the Q&A section of this session

CONTACT INFORMATION

Tiger Card

Foy Hall, Room 261
(334) 844-4507
tigercard@auburn.edu
auburn.edu/tigercard