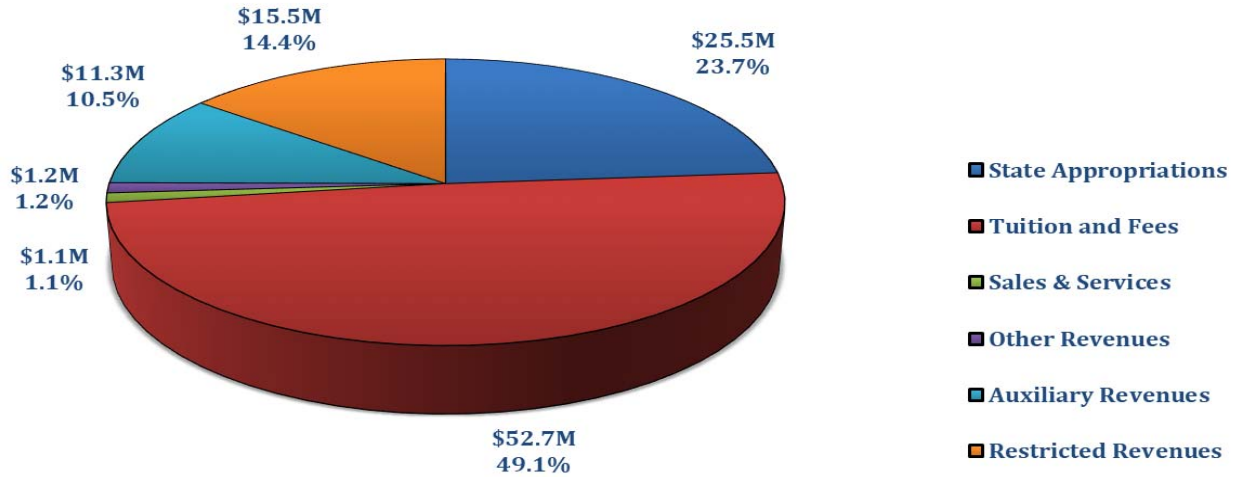
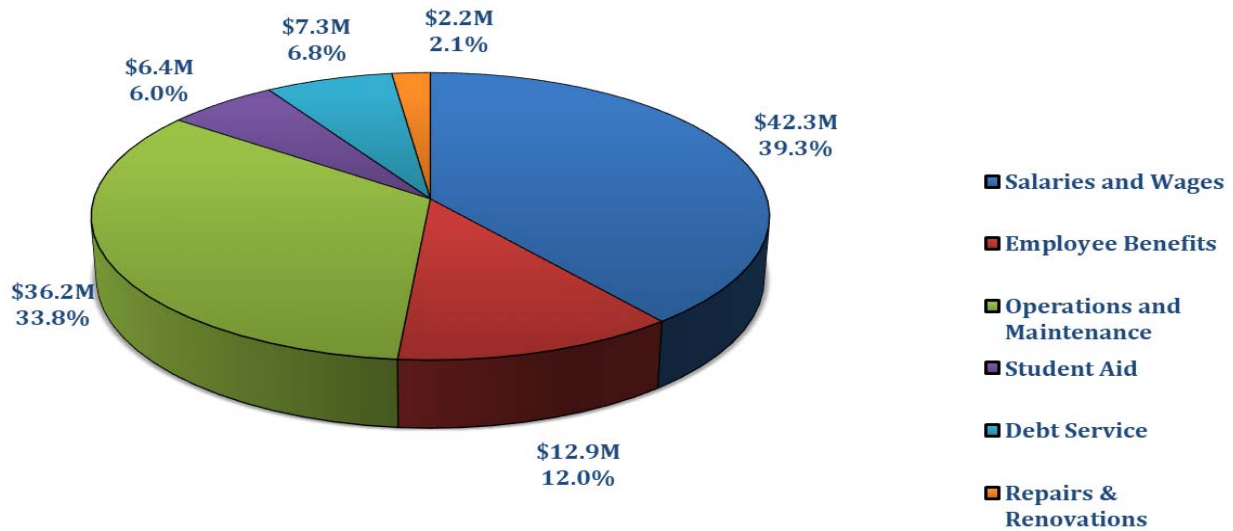


Auburn University - Montgomery Budget

Total Revenues by Source

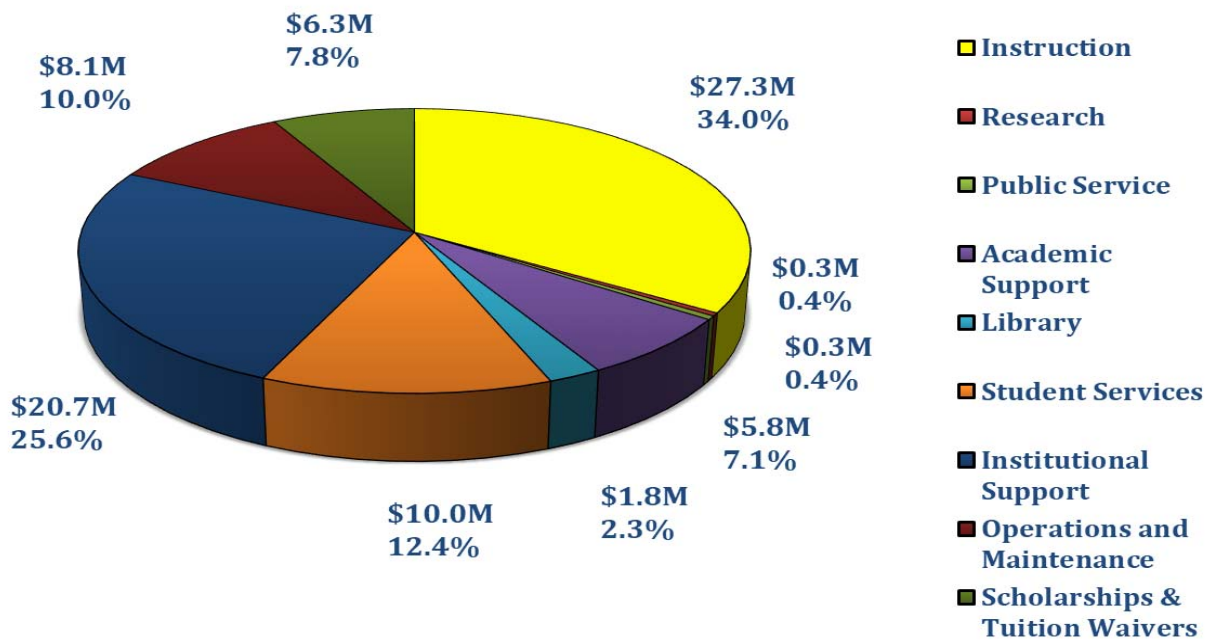


Total Expenses by Object



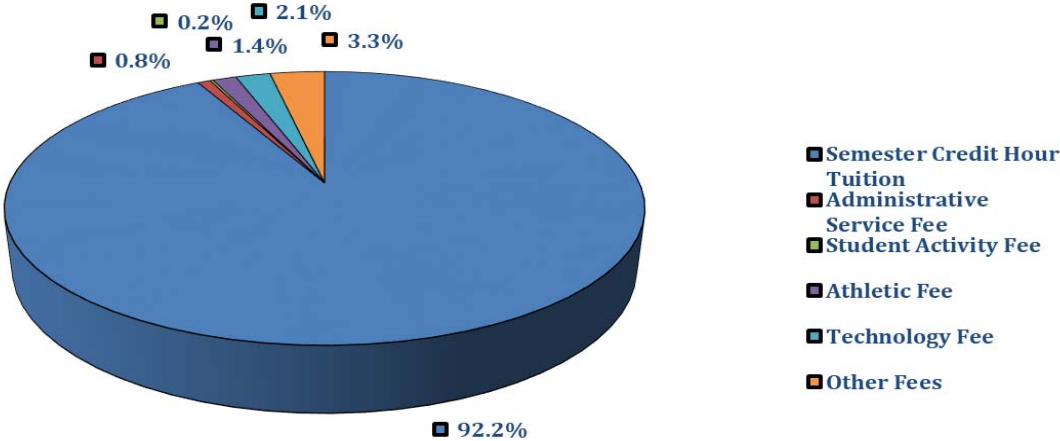
Auburn University - Montgomery Budget

Unrestricted Expenses by Function

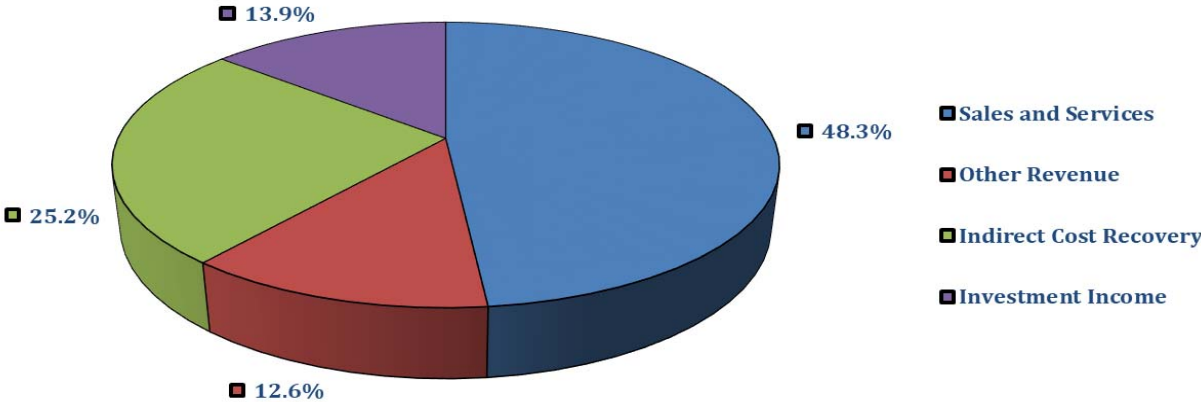


Auburn University - Montgomery Budget

Tuition Estimated Revenue

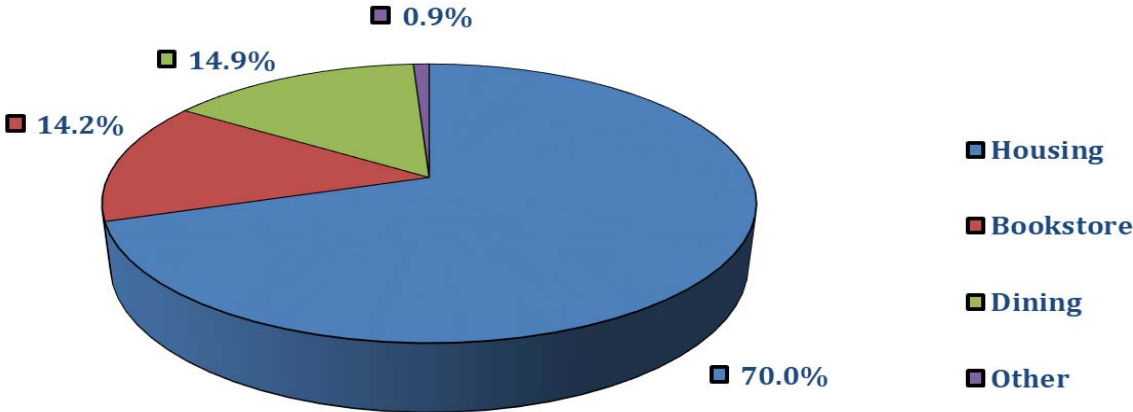


Other Income - Unrestricted Estimated Revenue

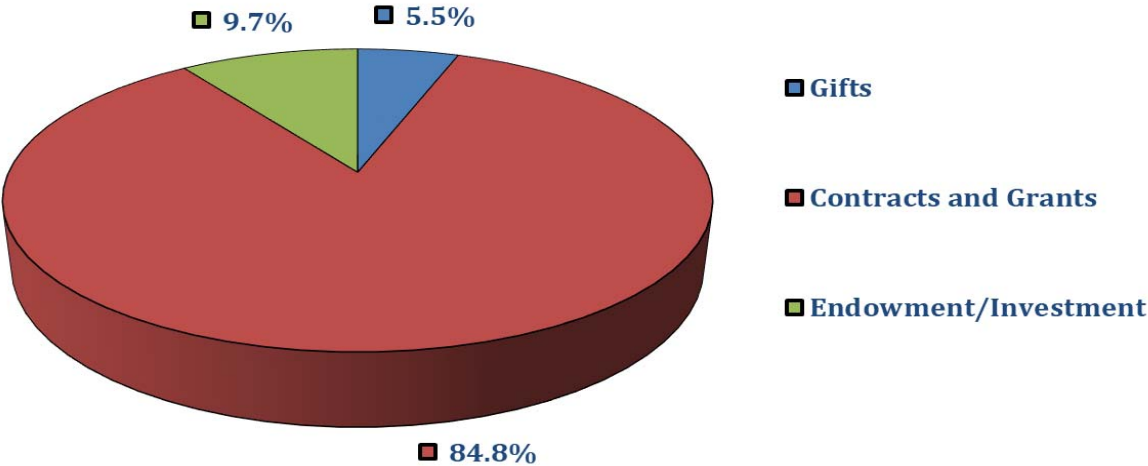


Auburn University - Montgomery Budget

Auxiliary Estimated Revenue



Restricted Estimated Revenue



SUMMARY OF REVENUE

AUBURN UNIVERSITY - MONTGOMERY

OCTOBER 1, 2019-SEPTEMBER 30, 2020

SOURCE OF FUNDING	2019-2020 ESTIMATED REVENUE TOTAL		2018-2019 REVENUE TOTAL	PERCENT CHANGE	PERCENT TO TOTAL
I. <u>UNRESTRICTED FUNDS</u>					
A. State Appropriations					
Operations & Maintenance	25,374,609		23,921,251		
Senior Resource Center	114,915		114,915		
Total State Appropriations	25,489,524		24,036,166	6.05%	23.75%
B. Tuition and Fees					
Semester Credit Hour Tuition	48,650,000		44,895,000		
Administrative Service Fee	400,000		505,000		
Student Activity Fee	105,000		105,000		
Athletic Fee	750,000				
Technology Fee	1,100,000				
Other Fees	1,735,000		1,100,000		
Total Tuition and Fees	52,740,000		46,605,000	13.16%	49.14%
C. Other Income					
Sales & Services	1,150,000		1,477,870		
Other Revenue	300,000		257,060		
Indirect Cost Recovery	600,000		800,000		
Investment Income	330,000		330,000		
Total Other Income	2,380,000		2,864,930	-16.93%	2.22%
TOTAL UNRESTRICTED FUNDS	80,609,524		73,506,096	9.66%	75.10%
II. <u>Auxiliary Enterprises</u>					
	11,270,000		12,858,241	-12.35%	10.50%
III. <u>Restricted</u>					
Gifts	850,000		850,000		
Endowment/Investment Income	1,500,000				
Contracts and Grants	13,100,000		15,242,977		
TOTAL RESTRICTED FUNDS	15,450,000		16,092,977	-4.00%	14.39%
TOTAL REVENUES	107,329,524		102,457,314	4.76%	100.00%

AUBURN UNIVERSITY-MONTGOMERY OPERATING BUDGET

SUMMARY OF REVENUES BY COLLEGE/AREA

FY 2019-2020

College/Unit	State Appropriations	Tuition & Fees	Contracts & Grants	Gifts & Private Support	Investment Income	Sales & Services	Other	Total
Office of the Provost	114,915	1,100,000	13,100,000			1,450,000		15,764,915
Chancellor's Office AUM		105,000						105,000
Communication & Marketing								
Advancement & Alumni Services								
Financial & Administrative Services AUM	25,374,609	50,785,000		850,000	1,830,000	3,420,000	8,450,000	90,709,609
Athletics AUM		750,000						750,000
Total Revenue Budget	25,489,524	52,740,000	13,100,000	850,000	1,830,000	4,870,000	8,450,000	107,329,524

SUMMARY OF EXPENSES BY COLLEGE/AREA

FY 2019-2020

College/Unit	Total Personnel	Other Operating Exp	Student Aid	Intd'l Credits	Central Unit Alloc	Debt Service	Total
Office of the Provost	44,592,672	6,306,854	107,500	1,006,425			52,013,451
Chancellor's Office AUM	1,128,071	123,550					1,251,621
Communication & Marketing	695,476	1,020,000					1,715,476
Advancement & Alumni Services	377,645	31,990					409,635
Financial & Administrative Services AUM	7,044,069	28,514,184	4,401,500	(3,145,888)	3,148,801	7,306,118	47,268,784
Athletics AUM	1,345,382	1,434,175	1,891,000				4,670,557
Total Expense Budget	55,183,315	37,430,753	6,400,000	(2,139,463)	3,148,801	7,306,118	107,329,524

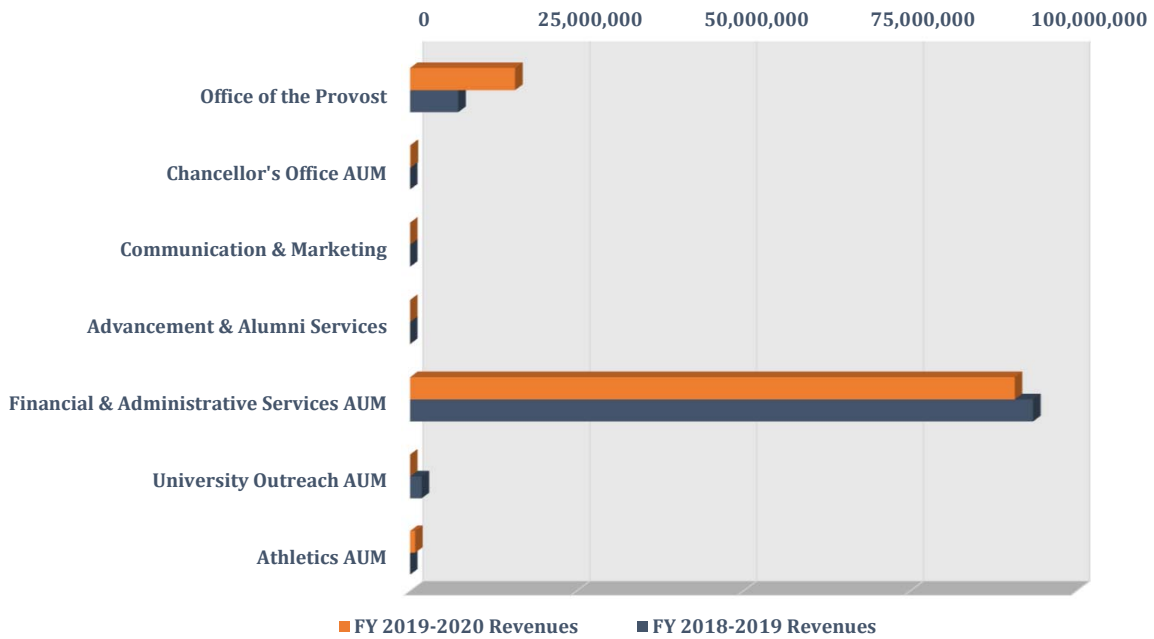
REVENUE/EXPENSE COMPARISON

FY 2019-2020

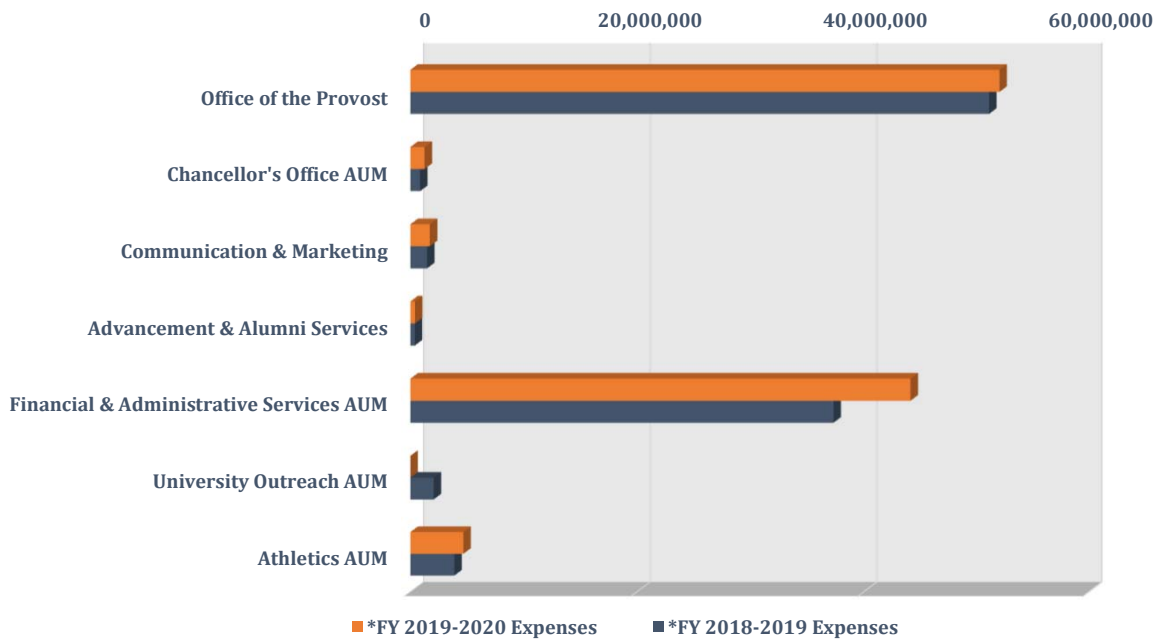
College/Unit	FY 2019-2020 Revenues	FY 2018-2019 Revenues	Increase / (Decrease) in Revenue	% Change	*FY 2019-2020 Expenses	*FY 2018-2019 Expenses	Increase / (Decrease) in Expenses	% Change
Office of the Provost	15,764,915	7,229,249	8,535,666	118.1%	52,013,451	51,074,495	938,956	1.8%
Chancellor's Office AUM	105,000		105,000		1,251,621	859,894	391,727	45.6%
Communication & Marketing					1,715,476	1,474,068	241,408	16.4%
Advancement & Alumni Services					409,635	389,235	20,400	5.2%
Financial & Administrative Services AUM	90,709,609	93,473,784	(3,198,784)	-3.0%	44,119,983	37,322,187	6,797,796	18.2%
University Outreach AUM		1,754,281	(1,754,281)	-100.0%		2,054,281	(2,054,281)	-100.0%
Athletics AUM	750,000		750,000		4,670,557	3,879,447	791,110	20.4%
Total	107,329,524	102,457,314	4,872,210	4.8%	104,180,723	97,053,607	7,127,116	7.3%

*Expenses only include expenses that are direct to the college. Central Unit allocations are not included.

Auburn University - Montgomery Budget 2019 vs 2018 Revenues by College



Auburn University - Montgomery Budget 2019 vs 2018 Expenses by College



*Only include expenses that are direct to the college. Central Unit allocations are not included.