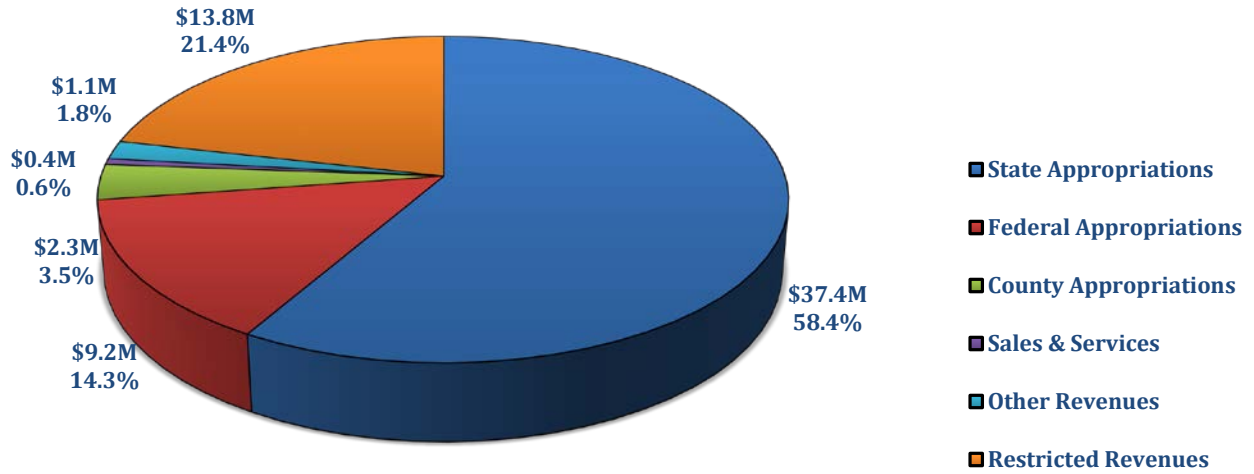
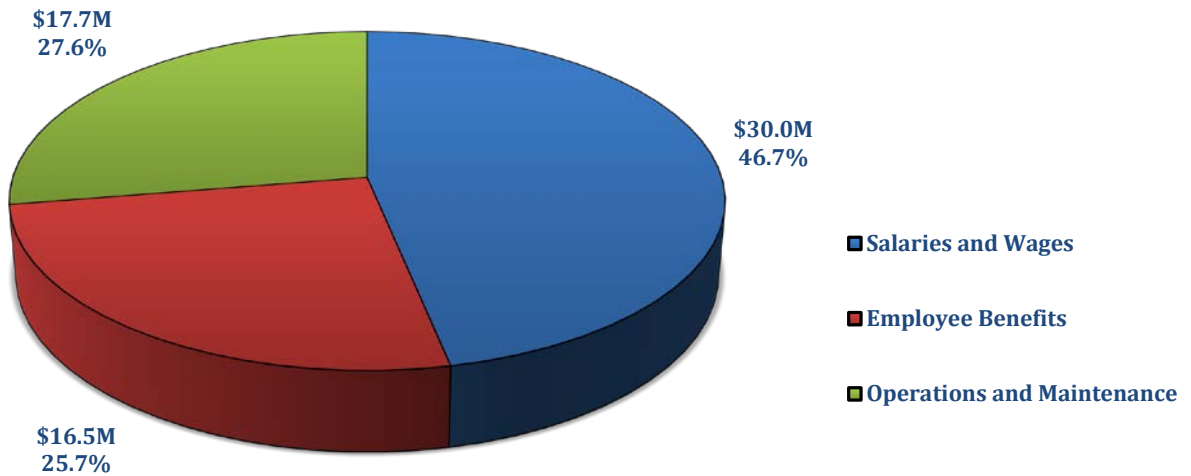


Alabama Cooperative Extension System Budget

Total Revenues by Source

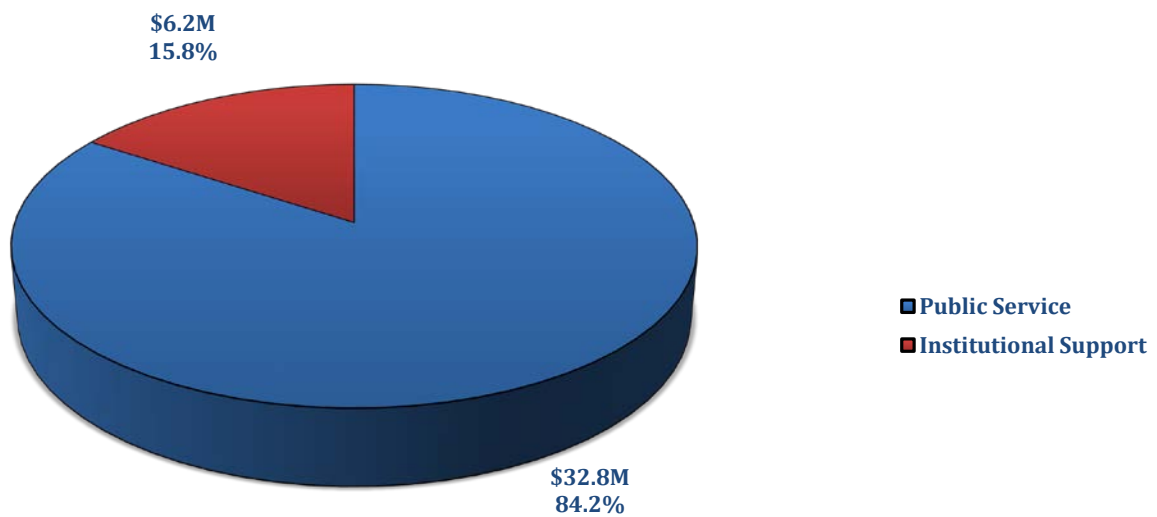


Total Expenses by Object

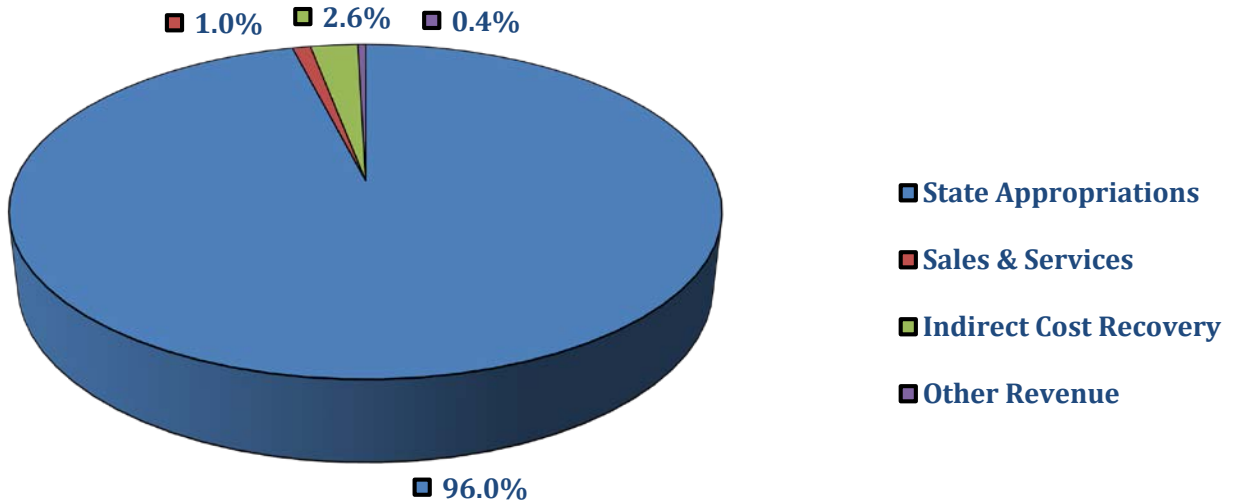


Alabama Cooperative Extension System Budget

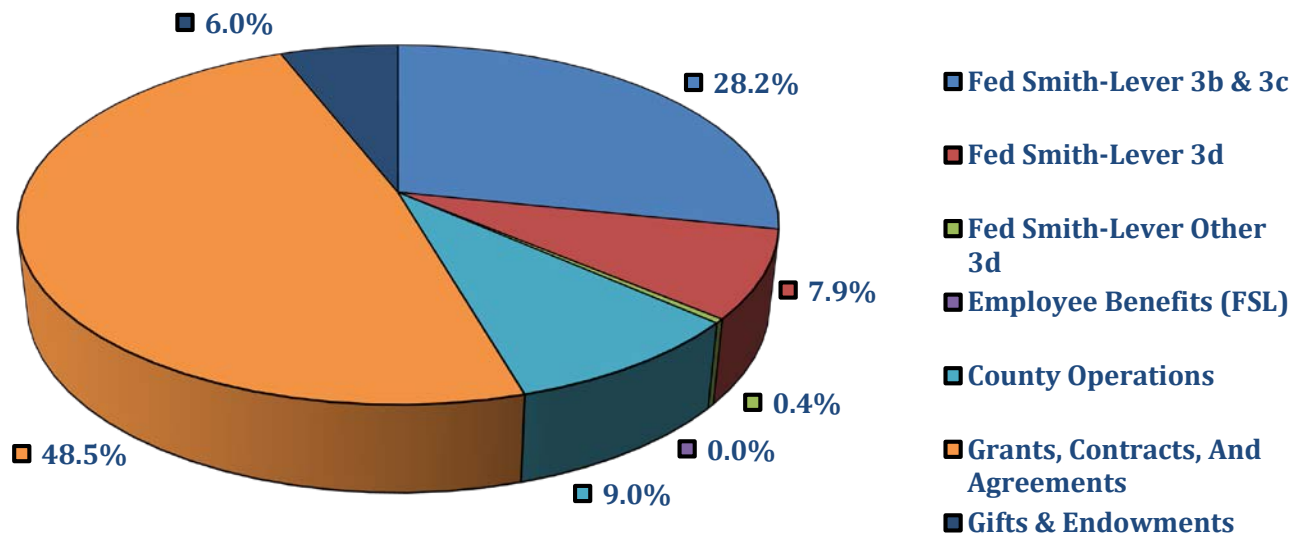
Unrestricted Expenses by Function



Alabama Cooperative Extension System Unrestricted 2017-2018 Estimated Revenue



Restricted 2017-2018 Estimated Revenue



SUMMARY OF REVENUE

ALABAMA COOPERATIVE EXTENSION SYSTEM

OCTOBER 1, 2017-SEPTEMBER 30, 2018

SOURCE OF FUNDING	2017-2018 ESTIMATED REVENUE TOTAL	2016-2017 REVENUE TOTAL	PERCENT CHANGE	PERCENT TO TOTAL
<u>I. UNRESTRICTED FUNDS</u>				
A. State Appropriations	37,439,303	37,010,435	1.16%	58.32%
B. Other Income				
Sales & Services	380,650	166,000		
Indirect Cost Recovery	1,000,000	1,180,000		
Other Revenue	166,000	712,250		
Total Other Income	1,546,650	2,058,250	-24.86%	2.41%
TOTAL UNRESTRICTED FUNDS	38,985,953	39,068,685	-0.21%	60.73%
<u>II. RESTRICTED FUNDS</u>				
A. Federal Appropriations				
Fed Smith-Lever 3b & 3c	7,121,034	7,148,952		
Fed Smith-Lever 3d	1,981,893	1,981,893		
Fed Smith-Lever Other 3d	94,248	94,248		
Total Federal Appropriations	9,197,175	9,225,093	-0.30%	14.33%
B. County Operations	2,258,222	2,258,222	0.00%	3.52%
C. Other				
Grants, Contracts, And Agreements	12,252,642	11,228,954		
Gifts & Endowments	1,502,016	1,479,160		
Total Other Funds	13,754,658	12,708,114	8.24%	21.43%
TOTAL RESTRICTED FUNDS	25,210,055	24,191,429	4.21%	39.27%
TOTAL REVENUES	64,196,008	63,260,114	1.48%	100.00%

ALABAMA COOPERATIVE EXTENSION SYSTEM

SUMMARY OF REVENUES BY COLLEGE/AREA

FY 2017-2018

	500	520	520	530	550	560	570	
College/Unit	State Appropriations	Government Appropriations	Contracts & Grants	Gifts & Private Support	Investment Income	Sales & Services	Other	Total
Alabama Cooperative Extension System	37,439,303		12,252,642	1,502,016		380,650	1,166,000	52,740,611
College of Agriculture-ACES								
School of Forestry & Wildlife Science-ACES								
College of Human Science-ACES								
Federal Smith-Lever Funds		9,197,175						9,197,175
ACES County Operations		2,258,222						2,258,222
Total Revenue Budget	37,439,303	11,455,397	12,252,642	1,502,016		380,650	1,166,000	64,196,008

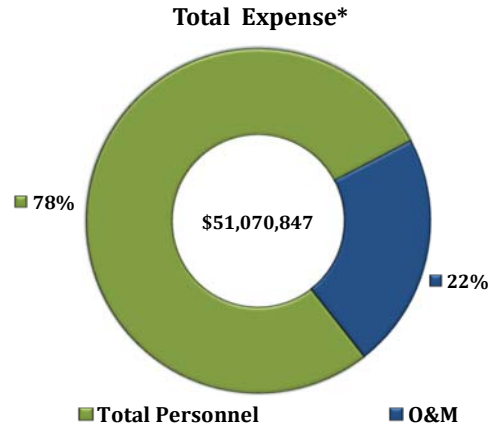
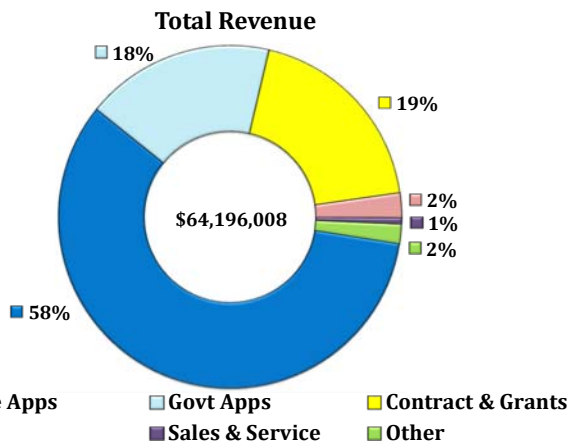
SUMMARY OF EXPENSES BY COLLEGE/AREA

FY 2017-2018

	600	610	620	700	770	773	780	
College/Unit	Salaries	Wages	Emp. Benefits	Other Operating Exp	Intd'l Credits	Central Unit Alloc	Budget Reserve	Total
Alabama Cooperative Extension System	10,528,645	5,471,981	12,221,861	14,988,196	(1,420,831)	6,151,233	(2,640,056)	45,301,029
College of Agriculture-ACES	4,101,482	45,848	1,281,293	588,560				6,017,183
School of Forestry & Wildlife Science-ACES	412,947	2,022	129,055	35,245				579,269
College of Human Science-ACES	589,410		183,307	67,950	2,460			843,127
Federal Smith-Lever Funds	7,132,092	1,001,700	2,516,712	507,513	(1,495,190)		(465,651)	9,197,176
ACES County Operations	373,700	345,189	174,753	1,364,582				2,258,224
Total Expense Budget	23,138,276	6,866,740	16,506,981	17,552,046	(2,913,561)	6,151,233	(3,105,707)	64,196,008

ALABAMA COOPERATIVE EXTENSION SYSTEM

Dept.	Department Title	2017-2018 Total Revenue	2016-2017 Total Revenue	% Change	2017-2018 Total Expenses	2016-2017 Total Expenses	% Change
400052	ACES Sppt-Admin Ops				40,000	50,000	-20%
400053	ACES Support-IT				208,435	166,590	25%
400054	ACES Support-Comp Replace				58,399		
400055	ACES Comm & Mktg				200,000	50,000	300%
400057	ACES Sppt-AFNR Admin				154,750	188,750	-18%
400058	ACES Sppt-FCS Admin				70,750	70,750	
400059	ACES Support - 4-H Ct				350,000	18,500	1792%
400060	ACES Sppt-Prog Ops				75,000	75,000	
400095	ACES State Smith Lever				5,912,023	8,077,024	-27%
402502	County CES Academic				1,038,526	200,000	419%
402503	County CES Nonacad				4,527,300	4,354,453	4%
403002	ACES Admin Offset	18,673,731	17,529,919	7%	22,429,311	22,965,419	-2%
403019	Ag Crops				93,859	91,500	3%
403022	Family & Child Dev				56,000	56,000	
403023	Comm Res Dev						
403026	Food Saf Prep Prev				66,000	63,000	5%
403028	Comm Hort				75,780	161,780	-53%
403029	Ho Gr Grad & Ho Pests				76,000		
403030	Hum Nut Diet & Health				56,000	56,000	
403031	4H Youth Dev				544,750	480,750	13%
404501	AL CES					1,180,000	-100%
404571	Sppt Sales & Ops	1,000,000	1,180,000	-15%	1,565,701	494,933	216%
404572	Beef Cattle Impr Assoc.	32,520,230	32,520,230			80,665	-100%
404589	ACES Salaries				571,917		
404599	ACES Sup Hum Res				46,520	17,500	166%
404600	ACES Sup Ad Svcs				55,615	40,000	39%
404601	ACES Sup Dir Off				120,000	75,000	60%
404607	ACES St Inst Sppt				6,151,233	5,625,511	9%
404610	Concessions & Misc.				293,945	223,537	31%
404612	Sales-Pub & Visual Aides				21,000	21,000	
404618	Extension FCS Prog	21,000	21,000		145,000	145,000	
404620	ACES Interest Income	145,000	145,000		200,000	380,650	-47%
404621	Sys Reimbursement	380,650	380,650		92,215		
400504	HrvProc&MktgWdProdsAL	94,248	94,248		94,248	94,248	
401514	County CES Academic	7,121,034	6,835,441	4%	7,396,037	6,835,441	8%
402002	Adult Nutr 3D Prof	1,981,893	262,062	656%	228,847	262,062	-13%
402003	Adult Nutrition 3D Aides		1,719,831	-100%	1,753,047	1,719,831	2%
402060	Multi State/Integ Slry		313,511	-100%	(275,003)	313,511	-188%
437053	Perry County				5,000		
Multi	County Operations	2,258,222	2,258,222		2,258,224	2,258,222	
Total		64,196,008	63,260,114	1%	56,756,429	56,892,627	

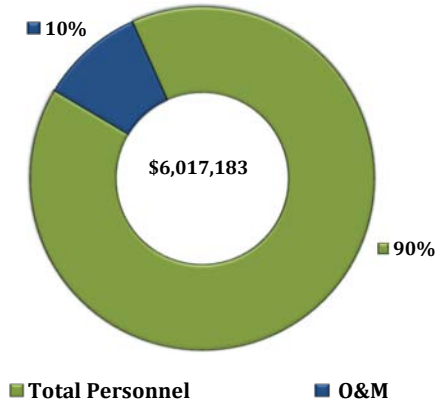


*Total Expense graphs do not include MEF and Central Unit Allocations.

COLLEGE OF AGRICULTURE-ACES

Dept.	Department Title	2017-2018 Total Revenue	2016-2017 Total Revenue	% Change	2017-2018 Total Expenses	2016-2017 Total Expenses	% Change
403006	SAL Ag Adm				223,339	315,011	-29%
403011	Sal-Ag Economics				488,056	344,932	41%
403012	Sal-Bio Sys Engr				237,573	240,837	-1%
403013	Sal-Agron & Soils				1,170,199	774,736	51%
403014	Sal-Animal Scis				648,397	629,773	3%
403015	Sal-Ent&Plant Path				879,518	679,037	30%
403016	Sal-Fisheries				888,964	553,247	61%
403017	Sal-Horticulture				385,410	406,486	-5%
403018	Sal-Poultry Science				507,167	589,711	-14%
404574	Sup Ag Economics				50,400	18,501	172%
404575	Biosystem Engr				27,300	11,900	129%
404576	Sup Agron & Soils				144,060	65,400	120%
404577	Sup Animal Scis				72,100	53,900	34%
404578	Sup Ent&Plant Path				92,820	46,300	100%
404579	Sup Fisheries				101,080	37,200	172%
404580	Sup Horticulture				49,140	30,100	63%
404582	Sup Poultry Science				51,660	36,900	40%
	Total				6,017,183	4,833,971	24%

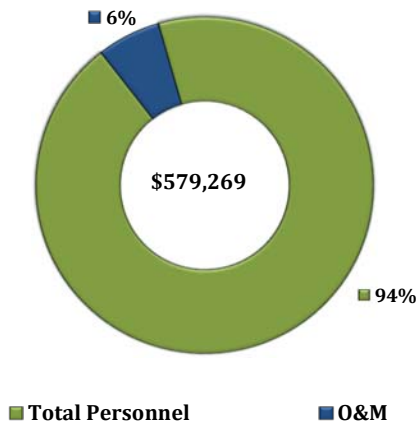
Total Expense



SCHOOL OF FORESTRY AND WILDLIFE SCIENCES-ACES

Dept.	Department Title	2017-2018 Total Revenue	2016-2017 Total Revenue	% Change	2017-2018 Total Expenses	2016-2017 Total Expenses	% Change
403008	ACES Forestry				544,024	593,031	-8%
404584	ACES Sup Forest				35,245	41,600	-15%
	Total				579,269	634,631	-9%

Total Expense



COLLEGE OF HUMAN SCIENCES-ACES

Dept.	Department Title	2017-2018 Total Revenue	2016-2017 Total Revenue	% Change	2017-2018 Total Expenses	2016-2017 Total Expenses	% Change
403007	ACES Human Science				843,127	898,885	-6.2%
	Total				843,127	898,885	-6.2%

Total Expense

