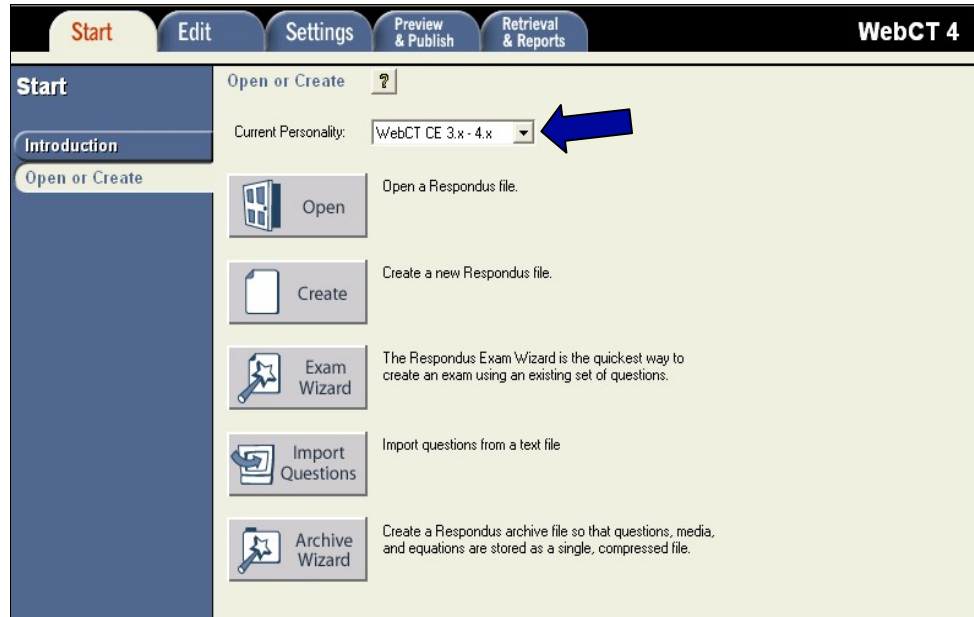


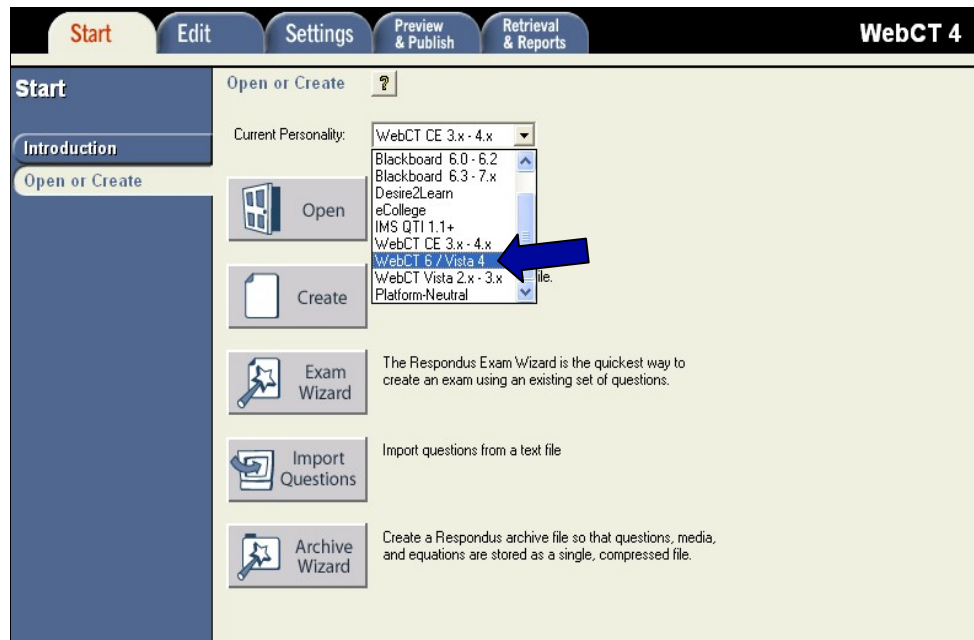
How to Create a Quiz

1. For Respondus to work with **AU Access Blackboard**, ensure the Current Personality is **WebCT 6/Vista 4**.

Select the **Current Personality** drop-down arrow.

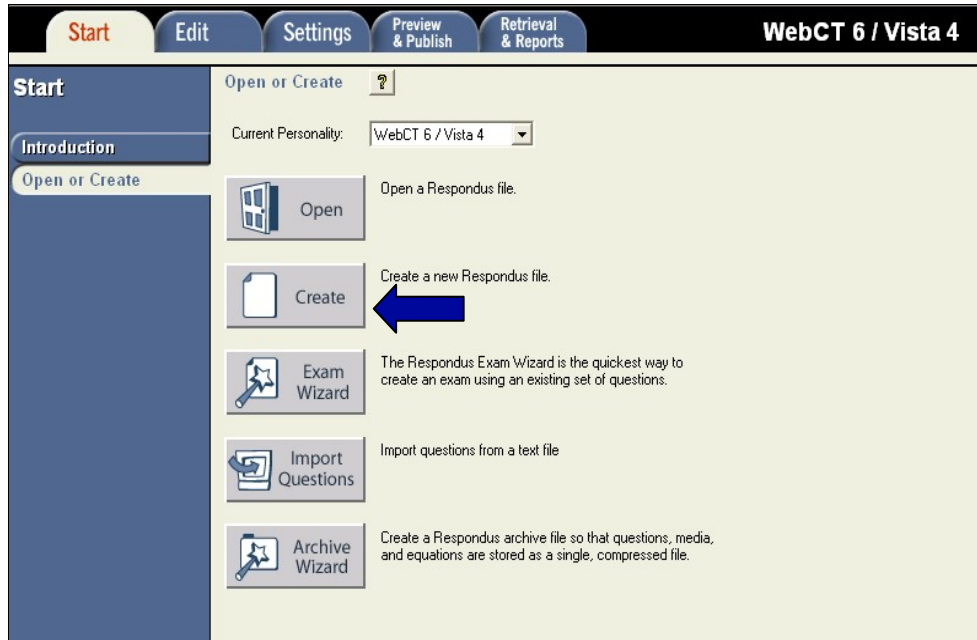


2. Select the **WebCT 6/Vista 4** item.

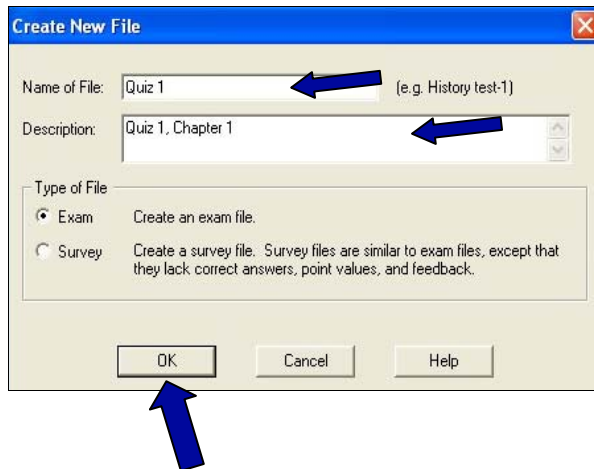


How to Create a Quiz

3. Click the **Create** button.



4. Enter the **Name of File** and a **Description**. Click the **OK** button.



How to Create a Quiz

- Questions can now be added into the quiz. For help on adding questions, please see the Flash help for the desired question type.

Start
Edit
Settings
Preview & Publish
Retrieval & Reports
WebCT 6 / Vista 4

Edit Questions

Multiple Choice ?

1. Title of Question

2. Question Wording

3. Answers (PageDown moves to next answer) Randomize

A

B

4. Select Correct Answer

5. Point Value

6.

Question List Total Items: 0 Points: 0.0

#	Title	Format	Question Wording
-			
-			
-			
-			

Keyword Search ? - Click here for tips on editing, rearranging, inserting & deleting items