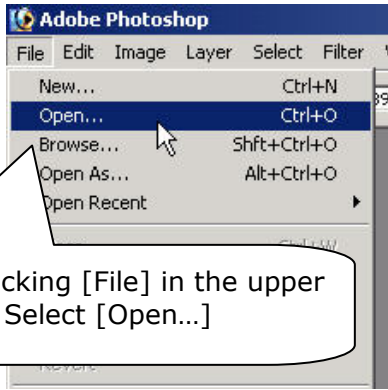


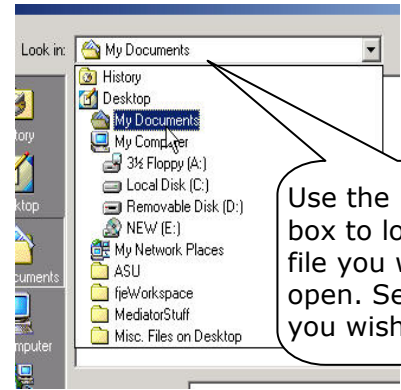


Step 1



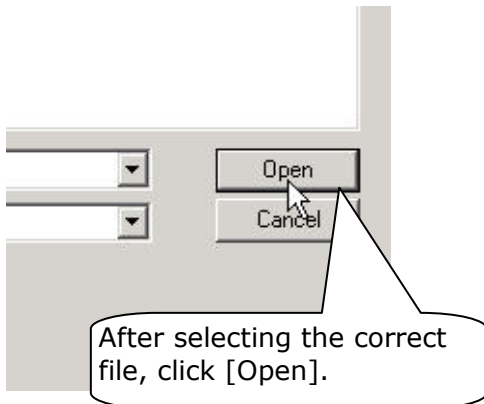
Begin by clicking [File] in the upper left corner. Select [Open...]

Step 2



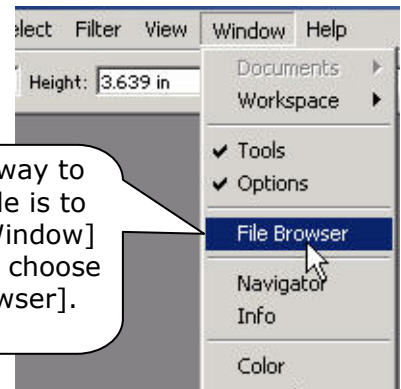
Use the [Look In] box to locate the file you wish to open. Select the file you wish to open.

Step 3



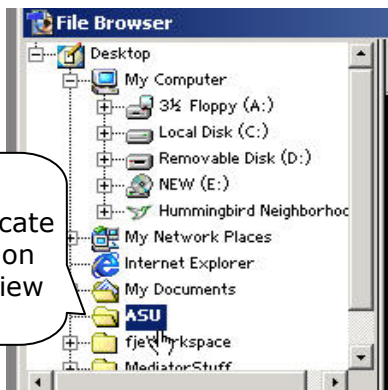
After selecting the correct file, click [Open].

Step 4



Another way to open a file is to select [Window] and then choose [File Browser].

Step 5



Use the [File Browser] to locate a folder. Click on the folder to view its contents.

Step 6



To the right, thumbnails will appear. Double click the thumbnail to open it.