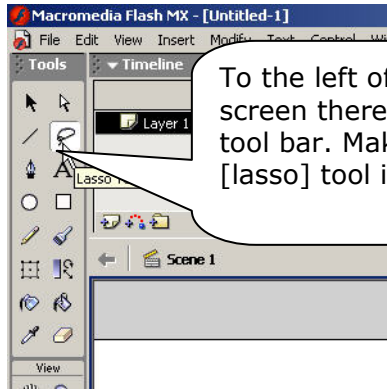


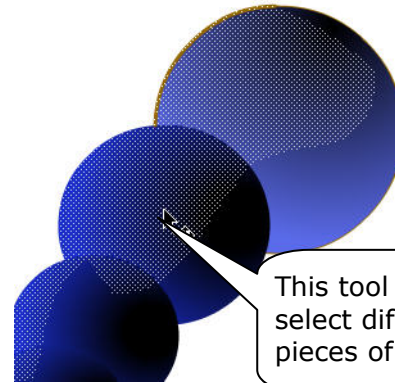


### Step 1



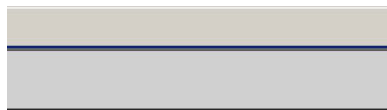
To the left of the main screen there will be a tool bar. Make sure the [lasso] tool is selected.

### Step 2




This tool is used to select different pieces of an object.

### Step 3



Click and hold to draw the out line of the shape or portion of an object you want to select.

### Step 4



Use this lasso tool to select and edit a specific outline area.