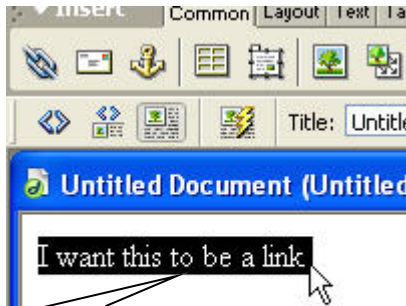


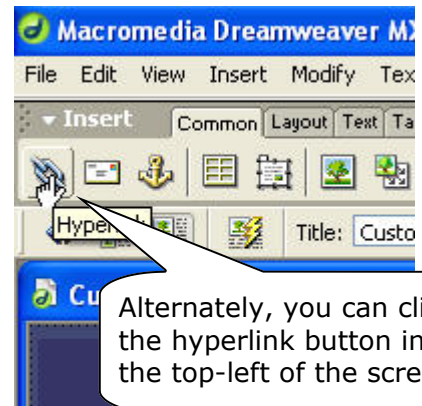


Step 1



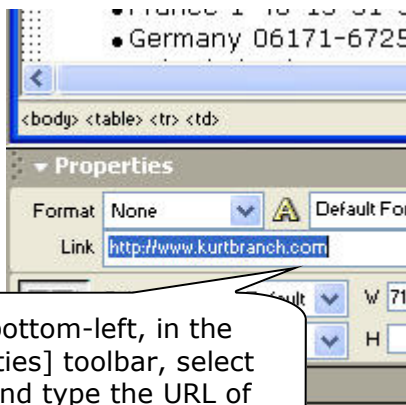
Highlight the text you wish to make a hyperlink.

Alt. 1



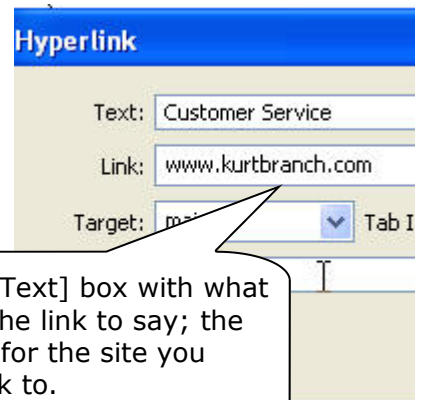
Alternately, you can click the hyperlink button in the top-left of the screen.

Step 2



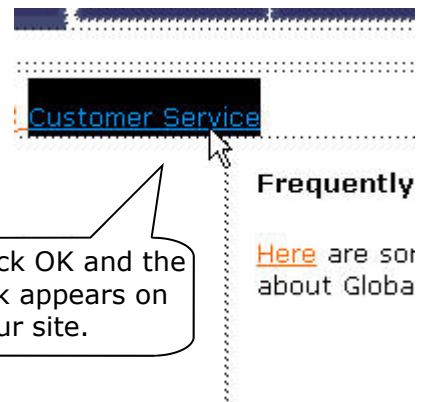
At the bottom-left, in the [Properties] toolbar, select [Link] and type the URL of the page you wish to link to.

Alt. 2



Fill in the [Text] box with what you want the link to say; the [Link] box for the site you want to link to.

Alt. 3



Click OK and the link appears on your site.

Frequently

Here are some
about Globa