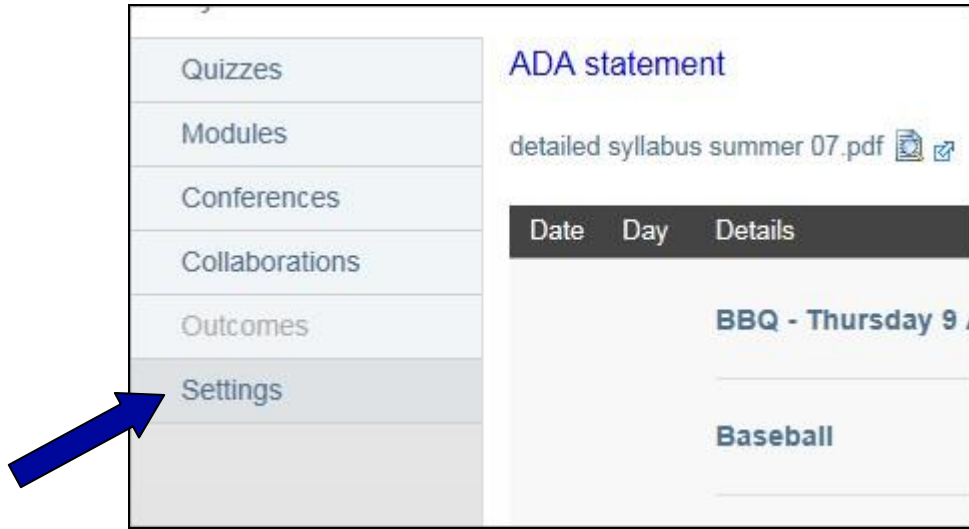
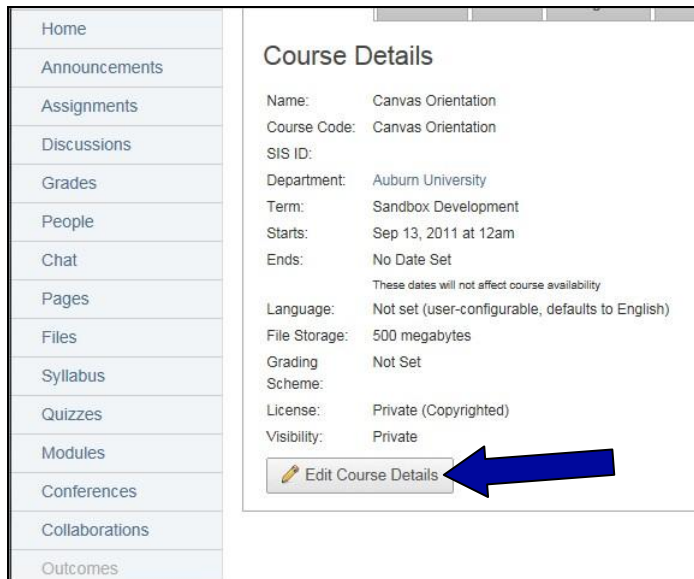


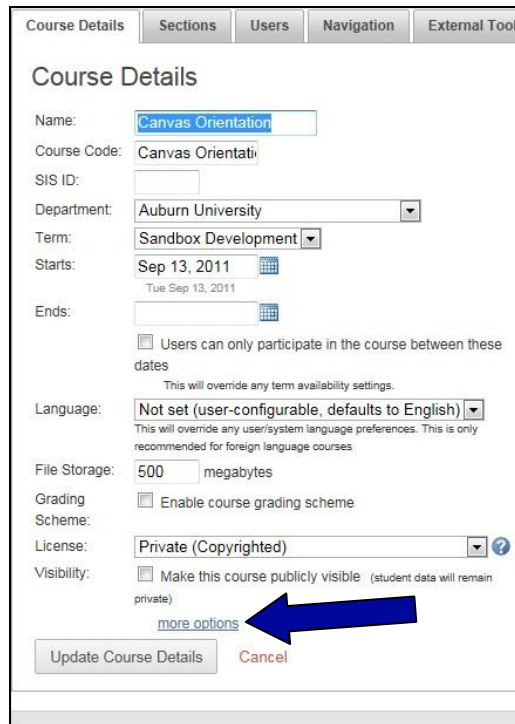
1. Select the **Settings** link at the bottom left



2. Select the **Edit Course Details** link



3. Select the **more options** link



Course Details Sections Users Navigation External Tools

Course Details

Name:

Course Code:

SIS ID:

Department:

Term:

Starts:

Ends:

Users can only participate in the course between these dates

This will override any term availability settings.

Language:

This will override any user/system language preferences. This is only recommended for foreign language courses

File Storage: megabytes

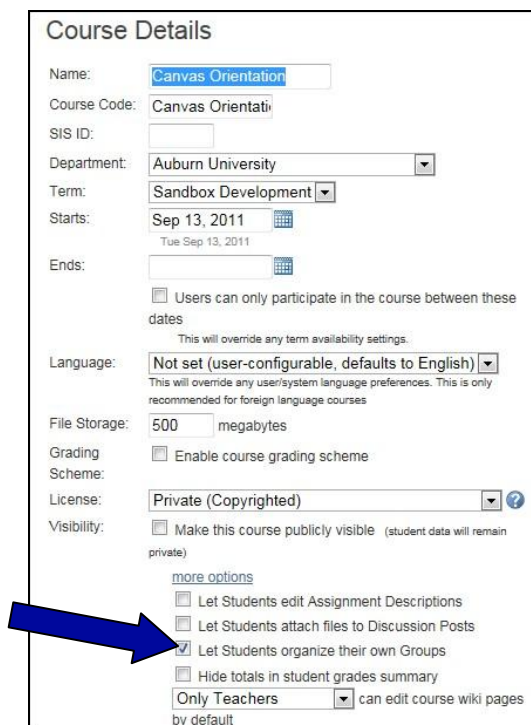
Grading Scheme: Enable course grading scheme

License:

Visibility: Make this course publicly visible (student data will remain private)

[more options](#)

4. Select the Let Students attach files to Discussion Posts check box  and Click the Update Course Details button



Course Details

Name:

Course Code:

SIS ID:

Department:

Term:

Starts:

Ends:

Users can only participate in the course between these dates

This will override any term availability settings.

Language:

This will override any user/system language preferences. This is only recommended for foreign language courses

File Storage: megabytes

Grading Scheme: Enable course grading scheme

License:

Visibility: Make this course publicly visible (student data will remain private)

[more options](#)

Let Students edit Assignment Descriptions

Let Students attach files to Discussion Posts

Let Students organize their own Groups

Hide totals in student grades summary

can edit course wiki pages by default.