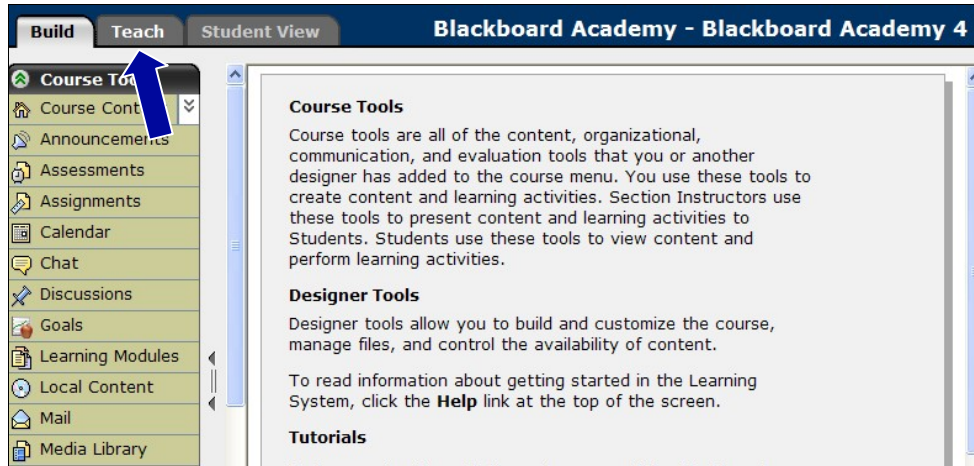
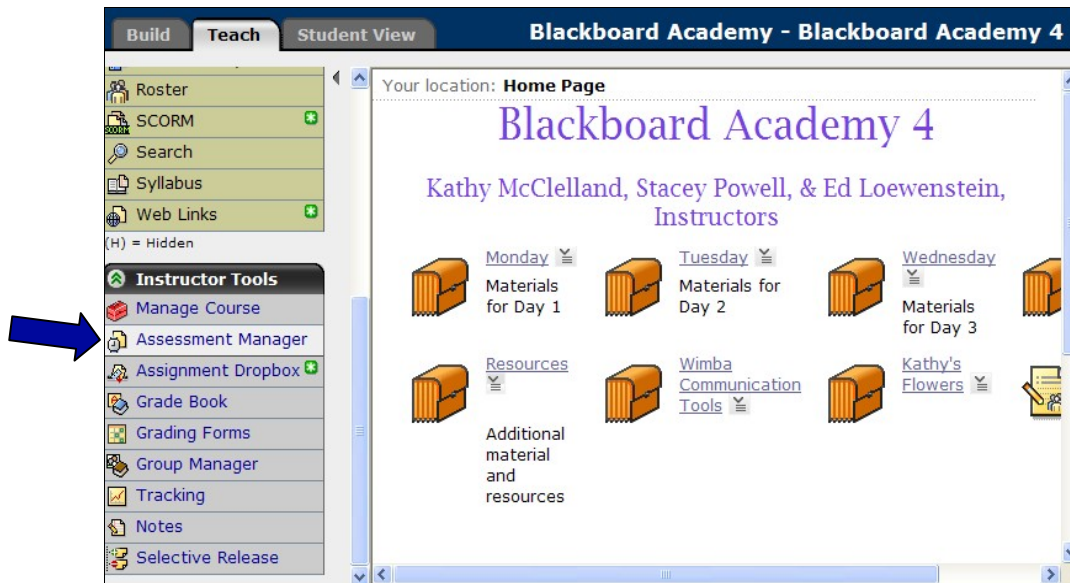


# How to View Survey Results

1. Select the **Teach** tab.

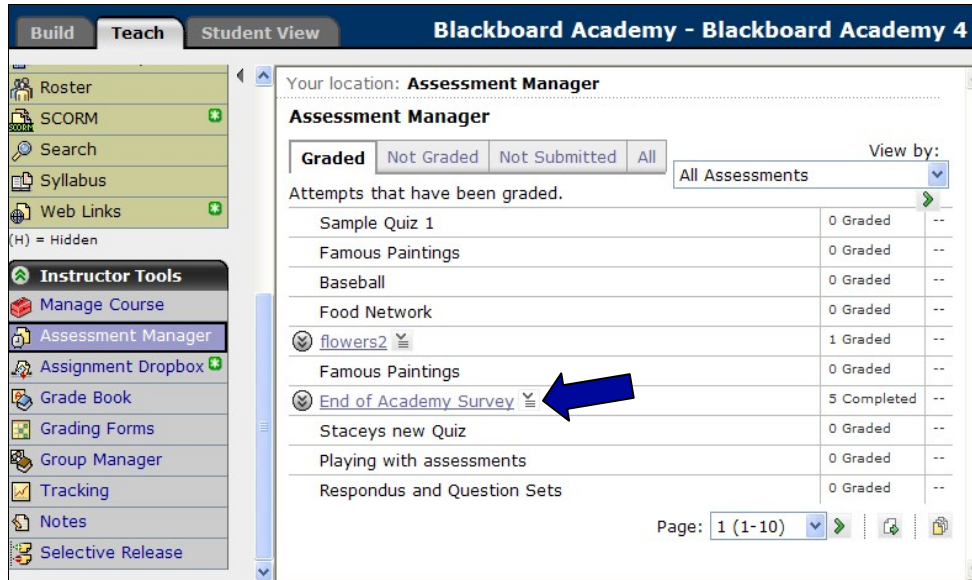


2. Select the **Assessment Manager** link.

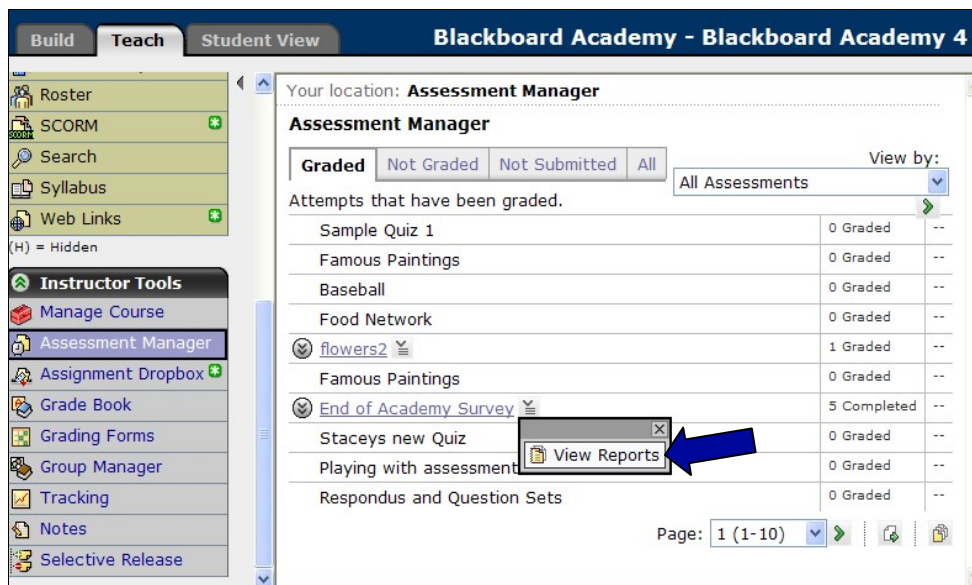


# How to View Survey Results

- Click the **action link** beside the survey you wish to view.

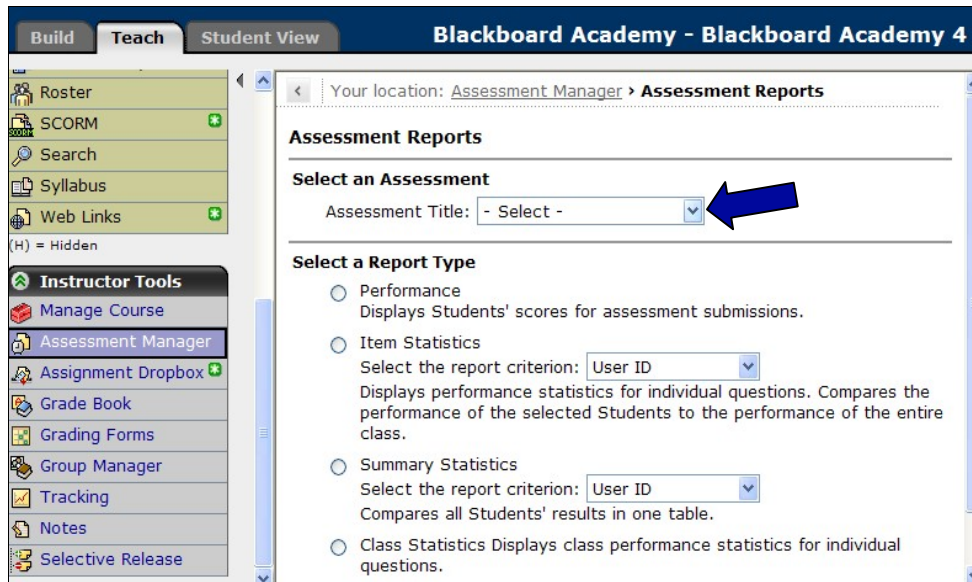


- Select the **View Reports** link.

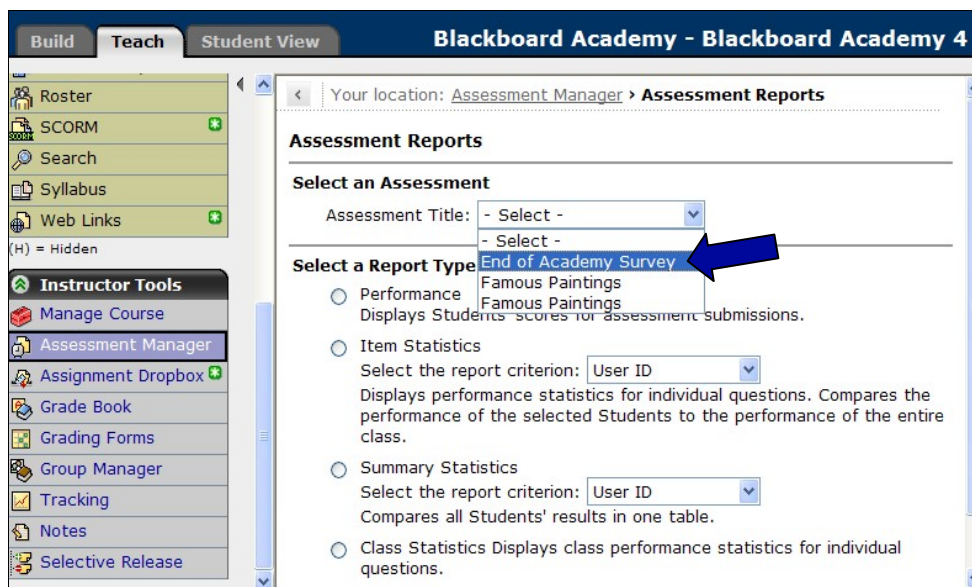


# How to View Survey Results

- Click the **Assessment Title** drop-down menu button.

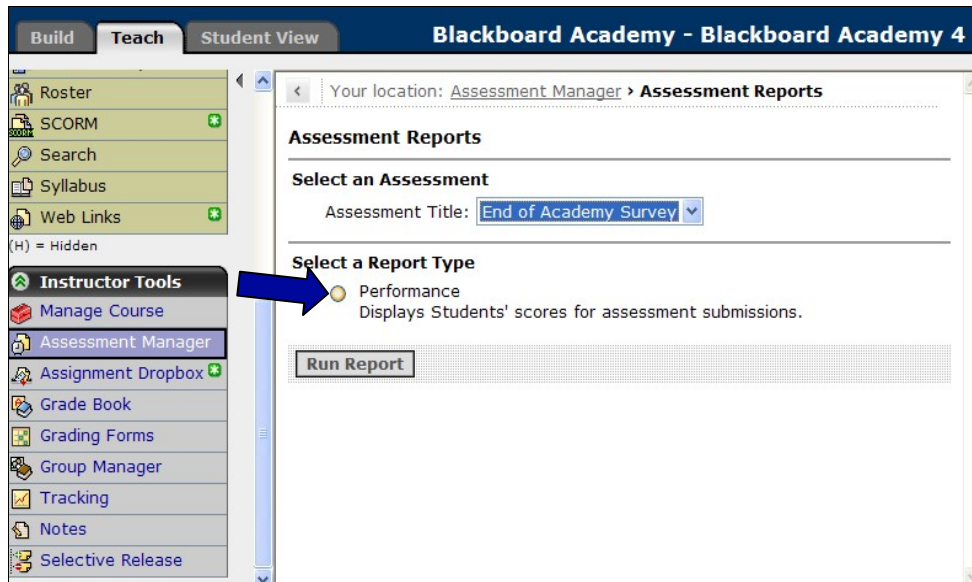


- Select the **Survey**.

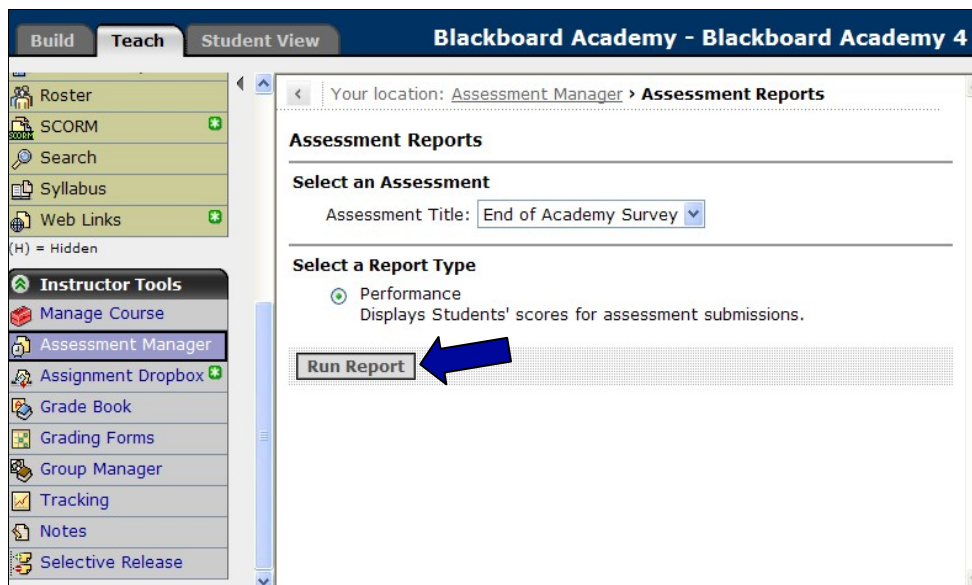


# How to View Survey Results

7. Select the **Performance** radio button.



8. Click the **Run Report** button.

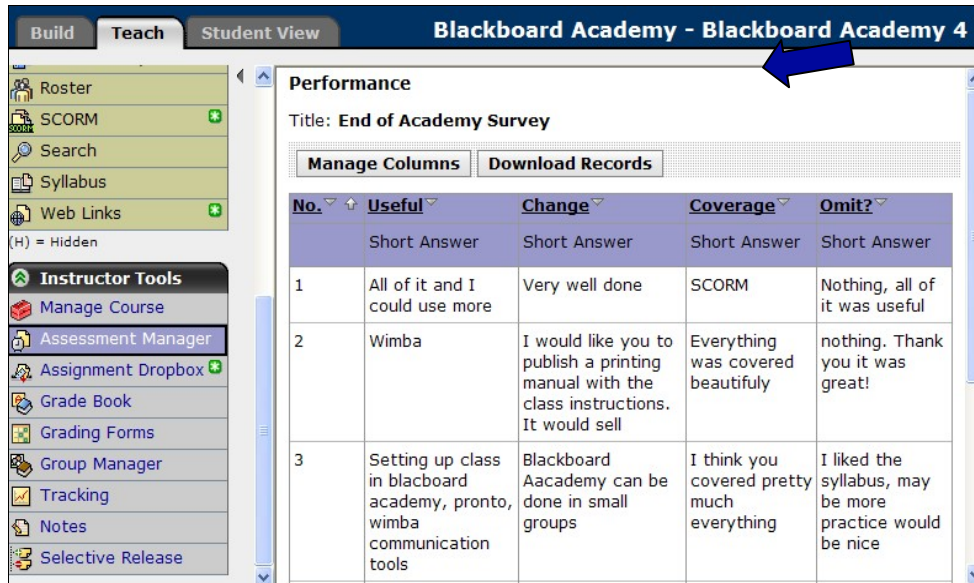


# How to View Survey Results

- You may view your survey results within Blackboard.

You may also view the results in a spreadsheet. To do so, click the **Download Records** link.

**Note:** Surveys are completely anonymous.

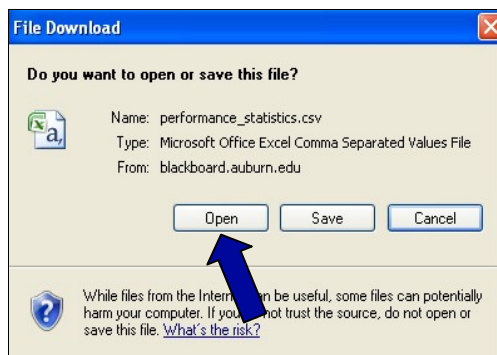


The screenshot shows the Blackboard Academy interface. On the left is a navigation menu with options like Roster, SCORM, Search, Syllabus, Web Links, and Instructor Tools. The main content area is titled 'Performance' and shows the results for an 'End of Academy Survey'. There are two buttons: 'Manage Columns' and 'Download Records'. A blue arrow points to the 'Download Records' button.

No.	Useful	Change	Coverage	Omit?
	Short Answer	Short Answer	Short Answer	Short Answer
1	All of it and I could use more	Very well done	SCORM	Nothing, all of it was useful
2	Wimba	I would like you to publish a printing manual with the class instructions. It would sell	Everything was covered beautifully	nothing. Thank you it was great!
3	Setting up class in blackboard academy, pronto, wimba communication tools	Blackboard Aacademy can be done in small groups	I think you covered pretty much everything	I liked the syllabus, may be more practice would be nice

- Click **Open** to view the file or **Save** to keep a copy.

Click the **Open** button.



The screenshot shows a 'File Download' dialog box with the following information:

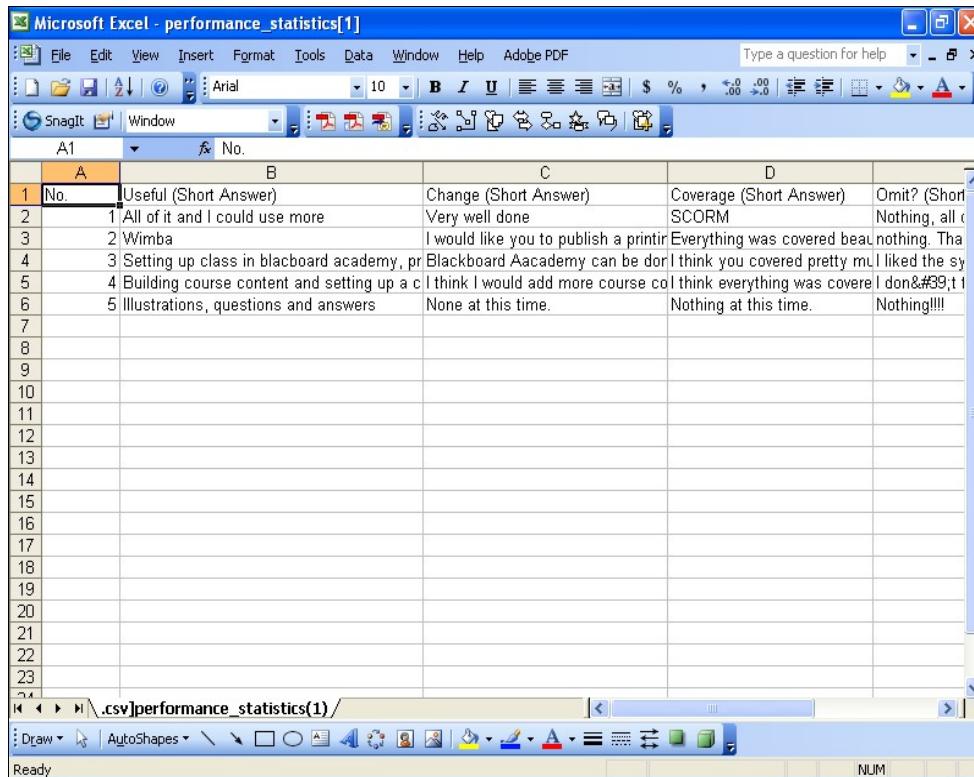
- Name: performance\_statistics.csv
- Type: Microsoft Office Excel Comma Separated Values File
- From: blackboard.auburn.edu

At the bottom, there are three buttons: 'Open', 'Save', and 'Cancel'. A blue arrow points to the 'Open' button.

Below the buttons, there is a warning message: "While files from the Internet can be useful, some files can potentially harm your computer. If you do not trust the source, do not open or save this file. [What's the risk?](#)"

# How to View Survey Results

- The spreadsheet should open with your results.



No.	Useful (Short Answer)	Change (Short Answer)	Coverage (Short Answer)	Omit? (Short Answer)
1	All of it and I could use more	Very well done	SCORM	Nothing, all c
2	Wimba	I would like you to publish a printir	Everything was covered beau	nothing. Tha
3	Setting up class in blacboard academy, pr	Blackboard Academy can be dor	I think you covered pretty mu	I liked the sy
4	Building course content and setting up a c	I think I would add more course co	I think everything was covere	I don&#39;t t
5	Illustrations, questions and answers	None at this time.	Nothing at this time.	Nothing!!!!