

Macy's Drumline

Basic Exercises

8 on a hand

Musical notation for the '8 on a hand' exercise, measures 1-5. The notation is on a single staff with a treble clef and a 4/4 time signature. It consists of eighth notes grouped in pairs. The first four measures each contain eight notes, alternating between the right hand (R) and left hand (L). The fifth measure contains five notes, alternating between R and L, ending with a quarter rest. The notes are: R R R R R R R R, L L L L L L L L, R, L, R, L, R.

Accent/Tap

Musical notation for the 'Accent/Tap' exercise, measures 10-16. The notation is on a single staff with a treble clef and a 4/4 time signature. It consists of eighth notes grouped in pairs, with an accent (>) over the first note of each pair. The notes alternate between the right hand (R) and left hand (L). The notes are: R, L, R, L, R, L, R.

One and Ones

Musical notation for the 'One and Ones' exercise, measures 17-21. The notation is on a single staff with a treble clef and a 4/4 time signature. It consists of eighth notes grouped in pairs, with an accent (>) over the first note of each pair. The notes alternate between the right hand (R) and left hand (L). The notes are: R, L, R, L, R, L, R.

Triplet Rolls

Musical notation for the 'Triplet Rolls' exercise, measures 22-26. The notation is on a single staff with a treble clef and a 12/8 time signature. It consists of eighth notes grouped in pairs, with an accent (>) over the first note of each pair. The notes alternate between the right hand (R) and left hand (L). The notes are: R, L, R, L, R, L, R.

Macy's Great American Streetbeat

for the
Macy's Great American Marching Band, November 2008

Doug Rosener

$\bullet = 120$

mf R L R R L R R L R R L R R L L R

5 *f*

8 (rim) R R R R R R L R R R L R R L L R L R R L R L L

middle line= unison

11 R L R R L R L L R L R R L R L L R L R R L R L L R L R L R L R R R L

14 R L R L R L R L R L R L R R L L R Roll Off

6

76 Trombones

Quads

Macy's Great American Marching Band 2009

$\bullet = 144$

f R R L R L

R R L L R R R L L R L R L R L L

R R L R L R R L L

R R R R L L etc.

R L R L R R L L

R R L R L R L L etc.

R R R L L L

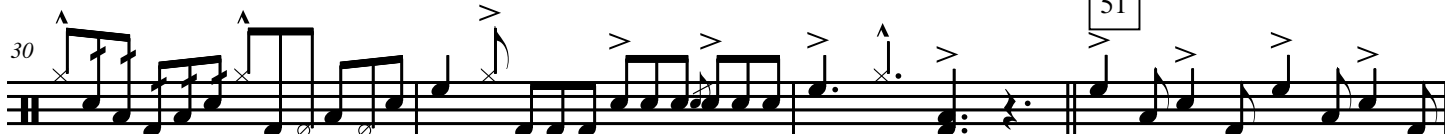

p


R R L R L R L R L L


f



76 Trombones


2


30  51 
R R L R L R R R R R L L etc.
ff

34 
R L R L

37 
R R L L R L

40  59 
R L R R L L R L R L R L L R L L

43 
R R L R L R L R L R R L L R R L L

45 
R L R L R L R L R