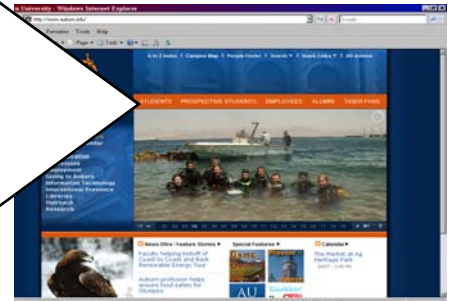


# HOW TO REGISTER FOR YOUR PARKING HANG TAG

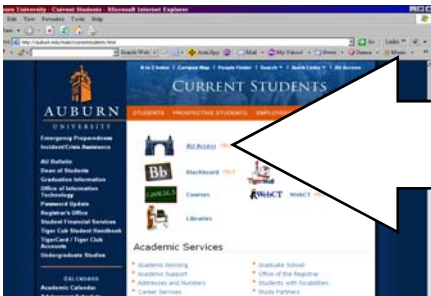
1

Go to [www.auburn.edu](http://www.auburn.edu) and click on the Student Link (the 1st link on the orange color bar).



2

Click on the AU Access Link.



3

Enter your GID (User Name) and password.



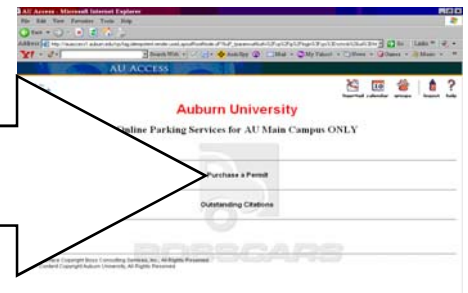
4

Click on the tiger *i* tab and click on the Parking Services Hang Tags & Tickets Link (the 2nd blue link).



5

Click on Purchase a Permit.



In order to register for a permit, be prepared to supply the following information about your vehicle:

- 1- Year Model      2- Make      3- 2 or 4 Door Vehicle      4- Vehicle Color      5- License Plate Number

Once you have registered your vehicle online, you may pick up your hangtag.

You must present your AU Student ID Card in order to receive your permit.



Information pertaining to the replacement of lost ID cards can be obtained by calling the TigerCard Office at 334-844-4507.

If you experience trouble logging into AU Access, please contact the OIT Help Desk at 334-844-4944 or at [hotline@auburn.edu](mailto:hotline@auburn.edu).

***Parking Services is unable to provide technical support for computer issues preventing you from registering your vehicle.***