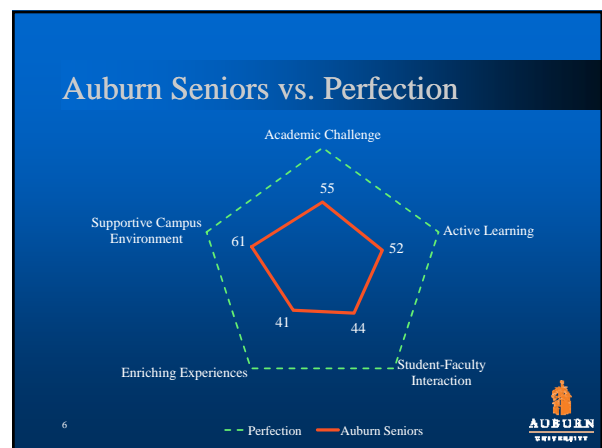
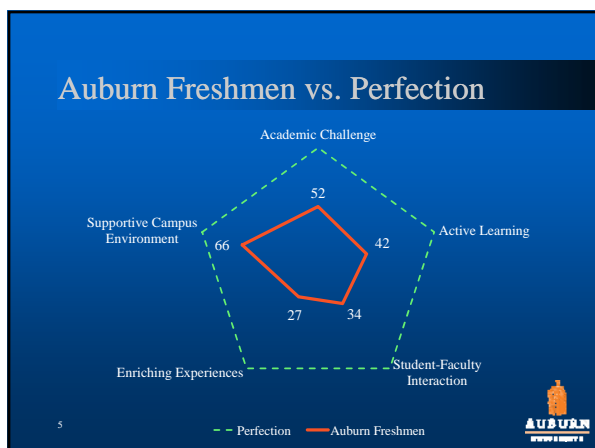
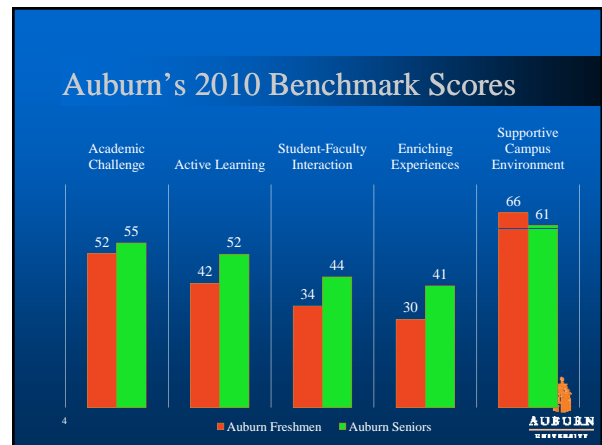
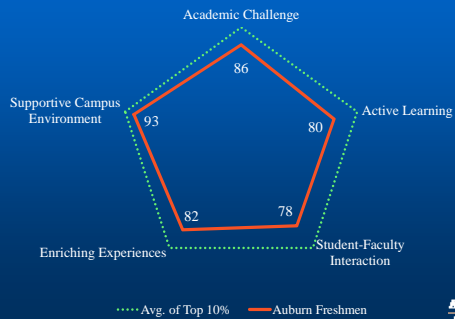


- ### Possible Frames of Reference
- Compare Auburn's engagement levels with
 - The mythical "100%" level of engagement
 - The "Top 10%," no matter what campus type
 - Other universities like Auburn
 - Auburn's own past levels of engagement

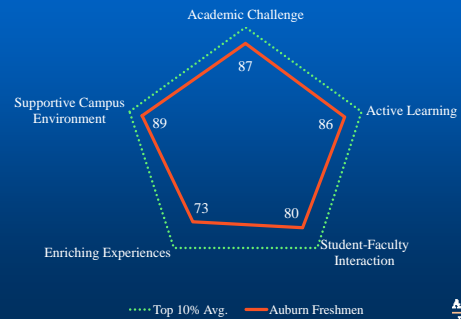


Auburn Freshman vs. Top 10%



7

Auburn Seniors vs. Top 10%



8

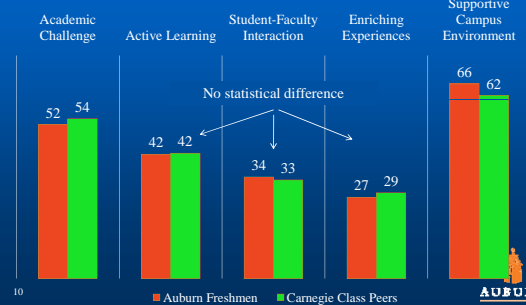
Auburn's Carnegie Class Peers

- 61 Research Universities such as:

Michigan State University	Clemson University
Ohio State University	Kansas State University
University of Illinois	Oregon State University
UNC-Chapel Hill	University of Arkansas
University of Texas	West Virginia University

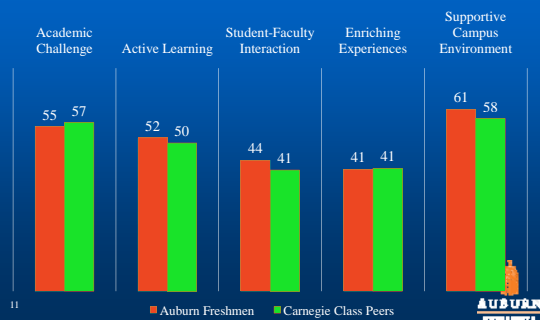
9

Freshmen vs. Carnegie Class Peers



10

Seniors vs. Carnegie Class Peers

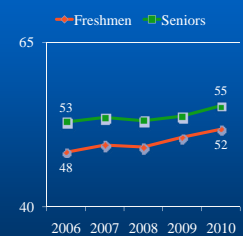


11

Academic Challenge Trends

Auburn Seniors
Improvement

Auburn Freshmen
Improvement



12

Hours Preparing for Class

Auburn Seniors
Recent increase

Auburn Freshmen
Sustained increase

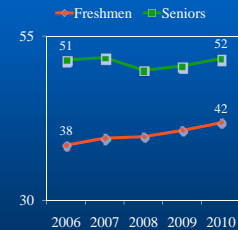


13

Active Learning Trends

Auburn Seniors
No clear trend

Auburn Freshmen
Steady improvement

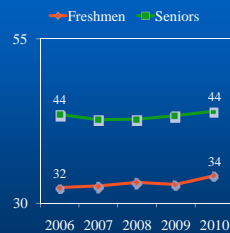


14

Student-Faculty Interaction Trends

Auburn Seniors
No clear trend

Freshmen
Improvement

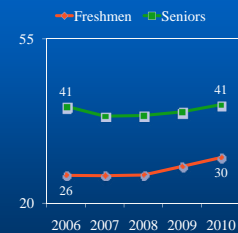


15

Enriching Experience Trends

Auburn Seniors
No clear trend

Auburn Freshmen
Steady improvement

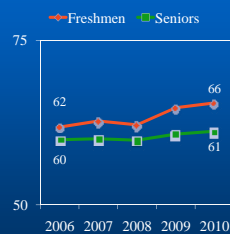


16

Supportive Campus Trends

Auburn Freshmen
Steady improvement

Auburn Seniors
Recent improvement



17

Take Aways

- Positive developments in 2010
 - Auburn freshmen are becoming more studious and more active learners
 - Our campus has become even more supportive of student learning at the same time that we have been raising the academic profile of new students
- Student engagement should remain a strong focus

18