

03 March 2009

APPENDIX B

UNIFORM INSIGNIA/GROOMING

1. GENERAL

a. The uniform regulations apply to all MIDN and OCs. Unless noted, all instructions refer to male and female uniforms. The information contained in this section of the MIDN Regulations was referenced from Chapter 1, 2, and 6 of the United States Navy Uniform Regulation. All MECEP students should refer to the USMC Uniform Regulations for proper insignia wear. Appendix B contains further information on uniform insignia.

b. Insignia worn by NROTC midshipmen and other officer candidate program personnel conform to that prescribed for U.S. Naval Academy Midshipmen. NROTC Marine option midshipmen wear gold enlisted Marine Corps emblems in place of the anchor insignia.

d. Upon commissioning, all midshipmen uniforms, regardless of issue source, shall comply with uniform guidelines established for commissioned officers.

2. CAP INSIGNIA

a. Combination Cap. Insignia on combination caps consist of a cap device, chin strap and retaining buttons.



(1) Cap Device. The insignia is a gold, fouled anchor. The length of the anchor, including the fouling, measures 1-13/16 inches; 1-1/8 inches wide at flukes; 1-1/8 inches wide at the stock with other dimensions proportionate. Attach the device to the mount of the cap band, with the unfouled arm of the stock facing the wearer's right.



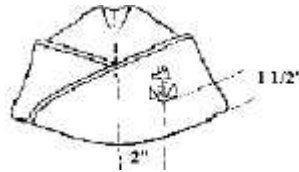
**NROTCUAINST 1533.2L**

**03 March 2009**

(2) Chin Strap. The chin strap is 3/8 inch wide, faced with gold lace and fastened at each end by a 22 1/2 line, Navy eagle, gilt button.



b. Garrison Cap. Insignia is a gold metal fouled anchor 1-1/16 inches in length with other dimensions proportionate. The unfouled arm of the stock faces front. Pin it to the left side of the cap in an upright position with the center 2 inches from the front seam and 1-1/2 inches above bottom edge.



3. SLEEVE CLASS INSIGNIA. Consists of horizontal stripes worn on the left sleeve of blue coat to indicate class. Stripes are made of gold nylon braid 1-1/2 inches long and 1/8 inch wide with 1/4 inch spacing between stripes. They are centered midway between shoulder and elbow.

a. Seniors. Wear three stripes.



b. Juniors. Wear two stripes.



c. Sophomores. Wear one stripe.



d. Freshmen. No stripes.

4. SLEEVE RANK INSIGNIA

a. General. Sleeve insignia consists of a gold star device or appropriate staff corps device indicating officer candidate status and combinations of gold color pin-on bars with star insignia indicating officer candidate status.

**NROTCUAUINST 1533.2L**

**03 March 2009**

b. Star Insignia. Place a gold embroidered, symmetrical five-pointed star 1-1/4 inches across, with one ray pointing down on each sleeve of blue coat centered 3-3/8 inches above the cuff.

c. Rank Insignia. On each sleeve of the blue coat, Officer Candidates wear gold color metal bars identical to the shirt collar rank insignia prescribed for USNA and NROTC midshipmen. Center these metal bars below the gold star insignia with the upper bar 3/4 inch below the point of the star, and parallel to the edge of the sleeve.

(1) Commander. Wear five bars.



(2) Lieutenant Commander. Wear four bars.



(3) Lieutenant. Wear three bars.



(4) Lieutenant (junior grade). Wear two bars.



(5) Ensign. Wear one bar.



(6) All Other Officer Candidates. Wear a plain gold star on the sleeve of blue coat.



## 7. SHOULDER BOARDS

a. General. There are two types of shoulder boards, one indicating class and one indicating rank. Both measure either 5-1/2 inches (men), or 4-1/2 inches (women) long and 1-3/4 inches wide with outer end squared and inner end terminating in a symmetrical peak made of dark blue cloth. They are rigid and attached on the shoulder at the inner end by a 22 1/2-line Navy eagle, gilt button snap fastener. They are worn on the coat of Full Dress White uniforms, the blue overcoat, reefer, Dinner Dress jacket and on the white tropical shirt. NROTC Marine midshipmen replace the anchor insignia on the shoulder boards with the gold enlisted Marine Corps emblem.

b. Class Shoulder Boards. The insignia for shoulder boards consists of a metal fouled anchor alone or in combination with stripes, indicating the wearer's class.

**NROTCUAINST 1533.2L**  
**03 March 2009**

(1) Midshipman, First Class. Center a gold metal fouled anchor, 1-1/16 inches in length, with other dimensions proportionate, on the shoulder board with the crown 2 inches from the squared end and the unfouled arm of the stock to the front. Place one yellow stripe, 1/8 inch wide, with the outer edge 5/8 inch from and parallel to the squared end of the shoulder board (right and left).



(2) Midshipman, Second Class. Same as prescribed for Midshipman, First Class, except that there are two yellow stripes, 1/8 inch wide, placed diagonally across the shoulder board. The front edge of the bottom stripe is 5/8 inch and the rear edge of the bottom stripe is 1-5/8 inches from the squared end of the board. The stripes are parallel and spaced 1/8 inch apart; lower end to the front (right and left).



(3) Midshipman, Third Class. Same as prescribed for Midshipman, Second Class, but the upper stripe is omitted (right and left).



(4) Midshipman, Fourth Class. Same as prescribed for Midshipman, First Class, but the stripe is omitted (right and left). For women the anchor crown is 1-1/4 inches from the squared end.



c. Rank Shoulder Marks. The insignia worn on shoulder boards consists of a star, in combination with stripe(s), to indicate the wearer's rank.

(1) Captain. Wear six yellow stripes, 1/8 inch wide. Place the lowest stripe 5/8 inch from and parallel to the squared end of the mark. Space other stripes 1/4 inch

**NROTCUAUINST 1533.2L**  
**03 March 2009**

apart. Center a gold plated metal, five point star, 1/2 inch across on the shoulder board, with one point facing toward and 1/2 inch from the upper stripe.



(2) Commander. Same as prescribed for Captain, except there are five stripes.



(3) Lieutenant Commander. Same as prescribed for Captain, except there are four stripes.



(4) Lieutenant. Same as prescribed for Captain, except there are three stripes.



(5) Lieutenant (junior grade). Same as prescribed for Captain, except there are two stripes.



(6) Ensign. Same as prescribed for Captain, except that there is one stripe.



9. OUTERGARMENT SHOULDER INSIGNIA (OTHER OFFICER CANDIDATE PROGRAMS)

a. Men. Consist of shoulder boards indicating officer candidate status, worn on the shoulders of white coats and blue overcoats. The shoulder board is of the same design and dimensions as for officers. One simulated gold

embroidered, symmetrical five-point star, 1-1/4 inches across, is positioned on shoulder board with its center 2 inches from the squared end and with one ray pointing toward the squared end of the board.



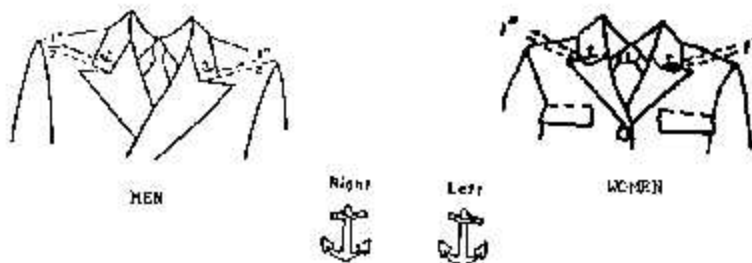
b. Women. Same as prescribed for wear with garrison cap and worn on shoulder straps of the blue rain coat. Place insignia on each shoulder strap, (right and left), with shank of the anchor lying parallel to and on the long dimension of the strap. The anchor's base is 1 inch from the shoulder seam.

#### 10. COAT COLLAR ANCHOR INSIGNIA

a. General. Coat collar insignia consists of plain gold anchors indicating midshipman status.

##### b. Service Dress Blue Coat

(1) Anchor Insignia. A plain gold anchor 17/16 inch long, the stock, 3/4 inch wide, and the flukes 1-1/17 inches wide. The stock inclines at an angle of 8 degrees from the horizontal (right and left). Pin it on each collar tip of the coat so the anchor's crown is 1/2 inch above the notch of the lapel (males), 1 inch from the bottom and midway between the two sides (females), and the center line of the shank is parallel to and approximately 3/4 inch from the collar's outer edge. The lower end of the stock is outboard and the stock approximately horizontal.



#### 11. SHIRT COLLAR INSIGNIA

a. General. Shirt collar insignia consists of gold fouled anchor, eagle, and bar worn on the collar tips of

blue and khaki shirts, to indicate the wearer's class and/or rank.

b. Insignia Indicating Class

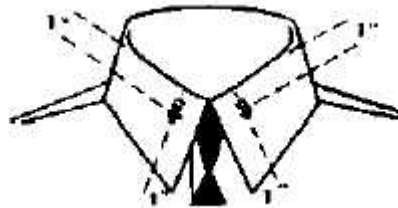
(1) Anchor Insignia. A gold metal fouled anchor, 5/8 inch (right and left).



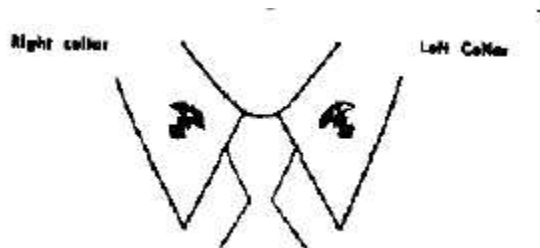
(2) Eagle-Anchor Insignia. Consists of a spread eagle on gold metal fouled anchor. The device is 1 1/16 inch (right and left).



(3) Manner of Wear. Pin the anchor or eagle-anchor insignia to the collar in a vertical position with the center of the insignia approximately 1 inch from the front edge and 1 inch below the upper edge of the collar. The anchor's stock is parallel to the upper edge of the collar and the unfouled arm of the stock faces front.

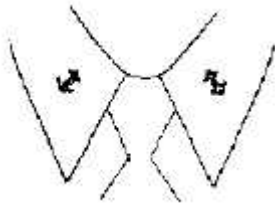


(a) Midshipmen, First Class of other than Officer Rank. Wear the eagle-anchor insignia on both collar points.

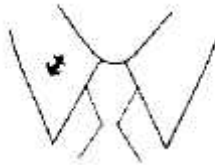


**NROTCUAINST 1533.2L**  
**03 March 2009**

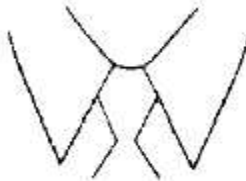
(b) Midshipmen, Second Class of other than Officer Rank. Wear the anchor insignia on both collar points.



(c) Midshipmen, Third Class. Wear the anchor insignia on the right collar point only.



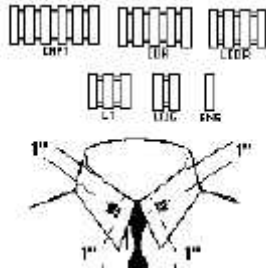
(d) Midshipmen, Fourth Class. Wear no insignia on the collar.



c. Insignia Indicating Class and Petty Officer Rank (Other Officer Candidate Programs). It is the same as the shirt collar anchor insignia prescribed for U.S. Naval Academy and Naval Reserve Officers Training Corps Midshipmen. This insignia is worn by all officer candidates, on collar points of the khaki and blue shirts in a horizontal position with the crown to the front. The unfouled arm of the stock points up. Officer candidates wear:

- Fourth Classmen: No insignia.
- Third Classmen: One anchor, right collar.
- Second Classmen: One anchor, on each collar.
- First Classmen: One eagle-anchor on each collar.

d. Insignia Indicating Midshipman and Officer Candidate Rank. Consists of gold metal bars, on the collar tips of blue and khaki shirts to indicate the wearer's rank. On closed collar shirts, pin this insignia on the collar so that the center of the first bar is approximately 1 inch from the front edge and 1 inch below the upper edge of the collar. The upper edge of the bar is parallel to upper edge of collar. On open collar shirts, all midshipmen, except Captains, center insignia one inch from the front and lower edges of the collar and position it with the vertical axis of the insignia along an imaginary line bisecting the angle of the collar point. Captains wear insignia one quarter inch from the lower and outside edges of the collar and position it with the vertical axis of the insignia along an imaginary line bisecting the angle of the collar point.



(1) Captain. Wear six parallel bars, each 3/4 inch wide, and spaced 1/8 inch apart, connected by a thin strip of wire or metal.

(2) Commander. Wear five parallel bars each 3/4 inch wide, and spaced 1/8 inch apart and connected by a thin strip of wire or metal.

(3) Lieutenant Commander. Wear four parallel bars each 3/4 inch wide, and spaced 1/8 inch apart and connected by a thin strip of wire or metal.

(4) Lieutenant. Wear three parallel bars each 3/4 inch wide, and spaced 1/8 inch apart and connected by a thin strip of wire or metal.

(5) Lieutenant (junior grade). Wear two parallel bars each 3/4 inch wide, and spaced 1/8 inch apart and connected by a thin strip of wire or metal.

(6) Ensign. Wear one bar.

12. Headgear. The cap/hat is an integral part of the uniform. Uniform headgear is not required to be worn when ships are at sea outside harbor limits, except on specific watches or on ceremonial occasions specified by the commanding officer or higher authority. Uniform headgear is required in port, unless safety prohibits wear, e.g., foreign object damage (FOD).

a. Outdoor Wear. Outdoors, personnel remain covered at all times unless ordered to uncover, or during religious services not associated with a military ceremony. Personnel remain covered during invocations at military ceremonies such as changes of command, ship launching and commissioning ceremonies, and military burials, etc. The chaplain conducting the religious ceremony will guide participants following the customs of his church.

b. Indoor Wear. Indoors, personnel shall remain uncovered at all times unless directed otherwise by higher authority for a special situation/event. Those service members in a duty status and wearing side arms or a pistol belt may only remove headgear indoors when entering dining, medical or FOD hazard areas or where religious services are being conducted. Tiaras may be left on indoors.

c. Special Circumstances. A military cover may be removed when riding a bicycle on or off base. A safety helmet is required. Personnel may remove their cap or hat when traveling inside a private automobile. A cover is mandatory when entering or within a military reservation, unless wearing the cap is impractical or hazardous.

13. Shoes. During drill periods MIDN and OCs are not authorized to wear brown shoes. Brown shoes are an option with the khaki uniform when not attending drill. Black shoes are worn for drill periods and other prescribed functions in accordance with the Plan of the Week, with Winter Blue, Service Dress Blue and Service Khaki uniforms. White shoes are prescribed for all white uniforms.

14. WEARING OF ADDITIONAL ARTICLES WITH THE UNIFORM

a. Knapsacks. Knapsacks are authorized to be carried on the shoulders while in uniform; however, they must be double-shouldered as in a field pack. They may not be draped over a single shoulder.

**NROTCUAUINST 1533.2L**  
**03 March 2009**

b. Pocket Calculators. While in uniform, pocket calculators may not be worn on the belt.

c. Umbrellas. The use of umbrellas is authorized. Umbrellas must be plain black style. They must be carried in the left hand. MECEP students will comply with USMC uniform regulations for appropriate inclement weather apparel (No umbrellas).

d. Sunglasses. Conservative sunglasses may be worn in uniform; however, sunglasses are prohibited while in a drill or unit formation.

e. Bulging Objects. No object that protrudes in an unsightly manner from the uniform or extends out of pockets (e.g., checkbooks) shall be worn.

f. Cell Phones and pagers. Only authorized or command-issued cell phones and pagers may be worn with the uniform. When worn, they will be positioned on the belt aft of the elbow.

15. PERSONAL APPEARANCE

a. General. All NROTC students shall be well groomed and meet the following standards. However, it should be noted that these are minimum standards and all MIDN and OCs should never strive to merely meet the minimum standards. The information in Appendix B or the Navy Uniform Regulations illustrates much of the material in the following sections.

b. Navy Option MIDN and OCs (male). Refer to the diagrams in Appendix B.

(1) Hair. Keep hair neat, clean and well groomed. Hair above the ears and around the neck shall be tapered from the lower hairline upwards at least 3/4 inch and outward not greater than 3/4 inch to blend with hairstyle. Hair shall be no longer than four inches and may not touch the ears or collar, not extend below eyebrows when headgear is removed, or interfere with proper wearing of military headgear. The bulk of the hair shall not exceed two inches. Bulk is defined as the distance that the mass of hair protrudes from the scalp. Hair coloring must look natural and compliment the individual. Faddish and outrageous multicolor hair is not authorized. Varying hairstyles

03 March 2009

including Afro are permitted if these styles meet the criteria of maximum length and bulk, tapered neck and sides, and do not interfere with proper wearing of military headgear. Plaited or braided hair shall not be faddish and meet the criteria for hair length or color.

(2) Sideburns. Keep sideburns neatly trimmed and tailored in the same manner as the haircut. *Sideburns shall not extend below the midpoint of the ear canal*, shall be of even width (not flared), and shall end with a clean shaven horizontal line. "Muttonchops", "ships captain", or similar grooming modes are not authorized.

(3) Facial Hair. The face will be clean-shaven at all times, including leave and special liberty periods, but mustaches are permitted. A mustache will be kept neatly and closely trimmed. No portion of the mustache shall extend below the lip-line of the upper lip. In addition, it will not go beyond a horizontal line extending across the corners of the mouth and no more than 1/4 inch beyond a vertical line drawn from the corner of the mouth. The length of an individual mustache hair fully extended will not exceed one-half (1/2) inch. Beards will not be worn except in the cases outlined in section 2201-3 of the Navy Uniform Regulations.

(4) Hairpieces. Wigs or hairpieces may be worn for cosmetic reasons (e.g., to cover natural baldness or physical disfiguration). Wigs or hairpieces will be of good quality and fit, present a natural appearance, and conform to the grooming standards set forth in these Regulations. They will not interfere with the performance of duty.

(5) Fingernails. Fingernails will not extend past fingertips. They shall be kept clean.

(6) Jewelry. Jewelry shall not present a safety hazard. Jewelry shall be worn within the following guidelines:

(a) Rings. While in uniform, only one ring per hand is authorized, plus a wedding/engagement ring set. Rings are not authorized for wear on thumbs.

(b) Earrings. Earrings are not authorized while in uniform, on a military installation, in a foreign country, or in conjunction with military duties. The Auburn University campus is classified as a "military

**NROTCUAUINST 1533.2L**  
**03 March 2009**

installation" for the intents and purposes of this instruction. No article shall be attached to or through the nose.

(c) Necklaces /Choker. While in uniform, only one necklace may be worn, and it shall not be visible.

(d) Wristwatch or Bracelet. While in uniform, only one wristwatch will be worn. Bracelets of any kind are not authorized while in uniform.

c. Marine Option MIDN and MECEPs (Male). Adhere to the guidelines set forth in Paragraph 13. on page B-11 except in the instances outlined below. Refer to the diagrams in Appendix B.

(1) Hair. The hair clipped at the edges of the side and back will be evenly graduated from zero length at the hairline in the lower portion of the head to the upper portion of the head and will not be over 3 inches in length fully extended on the upper portion of the head. The back and sides of the head below the hairline may be shaved to remove body hair. Hair which protrudes from beneath properly worn headgear in an unsightly manner is considered excessive regardless of length. No Marine will be required to have his chest hair clipped except that which is so long as to protrude in an unsightly manner above the collar of the undershirt.

(2) Sideburns. Sideburns will not be styled to taper or flare. The length of an individual hair of the sideburn will not exceed 1/8 inch when fully extended.

(3) Facial Hair. The individual length of a mustache hair fully extended must not exceed 1/2 inch. Beards are not authorized except in the instances outlined in MCO 6310.1.

(4) Hairpieces. Hairpieces or wigs are not authorized for active duty Marines. Reserve Marines may wear hairpieces or wigs only during periods of inactive duty.

d. Female MIDN and OCs. All female members shall abide by the following guidelines of personal appearance. Refer to Appendix B.

03 March 2009

(1) Hair. Keep hair clean, neatly shaped, and arranged in an attractive feminine and professional style. When in uniform, hair on back of head may touch but not fall below the lower edge of the collar. It must be neatly and inconspicuously fastened, pinned, or secured to the head presenting an attractive hairstyle. Hair must not show under the front of the brim of the combination cover, garrison cap, or command ball cap. Appropriateness of a hairstyle should be judged on the basis of its appearance when headgear is worn. Afro, natural, bouffant, and other similar hair styles are permitted, but faddish and exaggerated styles which do not allow headgear to fit snugly and comfortably around the largest part of the head are not authorized. The bulk of the hair shall not exceed two inches. Bulk is defined as the distance that the mass of the hair protrudes from the scalp. Ponytails and pigtails are not permitted in uniform. Ends of hair, which are pinned up, may not dangle free. Hair coloring must look natural and compliment the individual. Faddish and outrageous multicolor hair is not authorized. Hairnets are prohibited.

(2) Hair Ornaments. Conspicuous rubber bands, combs, and pins are not authorized. When worn, hair ornaments shall not present a safety hazard. A maximum of two barrettes similar to hair color may be used to pin up hair.

(3) Hair Pieces. Hairpieces or wigs are authorized. They should be of good quality and fit, present a natural appearance, and conform to the grooming standards set forth in these Regulations.

(4) Cosmetics. Cosmetics, if worn, will be applied conservatively and will compliment the individual's complexion tone. Exaggerated or faddish cosmetic styles are inappropriate with the uniform and will not be worn. Lipstick and/or nail polish may be worn. If MECEPs choose to wear lipstick or nail polish, it will harmonize with the scarlet shade used in various service and dress uniform items. In all instances lipstick and nail polish colors shall be conservative and compliment the USN and USMC uniforms. False eyelashes are not authorized.

(5) Fingernails. Fingernails shall not exceed 1/4 inch measured from the fingertip. Nail polish shall compliment the skin tone.

**03 March 2009**

(6) Jewelry. Wearing jewelry is authorized for all personnel within the following guidelines:

(a) Rings. While in uniform, only one ring per hand is authorized, plus a wedding/engagement ring set. Rings are not authorized for wear on thumbs.

(b) Earrings. One earring per ear may be worn with any uniform. Nose rings are not authorized. Earrings shall be gold 6mm ball (approximately 1/4 inch), plain with brushed matte finish, screw-on or with posts. Small single pearl earrings are authorized for wear with Dinner and formal Dress uniforms.

(c) Necklaces /Chokers. While in uniform, only one necklace may be worn, and it shall not be visible.

(d) Wristwatch or Bracelet. While in uniform, only one of each may be worn. Ankle bracelets are not authorized while in uniform.

e. Dress Code While Not in Uniform. You represent the Navy Marine Corps Team at all times. As such, all MIDN and OCs are expected to portray a neat and clean appearance at all times. You will adhere to the following guidelines while on campus and not in uniform:

(1) Civilian clothing will be neat, clean, and orderly.

(2) Clothing with excessive holes and tears or excessively frayed cuffs will not be worn.

(3) Shirts with contoured tails will be tucked in.

(4) Clothing glorifying illicit drug use or alcohol abuse or displaying obscenities or will not be worn.

(5) Half shirts will not be worn.

(6) Camouflage utilities will not be worn as civilian clothes. This includes all parts of the uniform (cover, field jacket, trousers, etc.).

(7) No hat or cap of any type will be worn indoors on campus. Wearing of hats and caps indoors off campus is discouraged.

**03 March 2009**

(8) All personnel will conform to grooming standards (e.g., hair, sideburns, facial hair, and fingernail standards) while in a duty status and anytime they are in the Nichols Center. NROTC students are considered to be in a duty status Monday through Friday between the hours of 0800 and 1600 when classes are in session; during final examinations; while on watch; during any ROTC or university sponsored event; and anytime they represent the Navy or Marine Corps in any official capacity.

16. CARE OF THE UNIFORM

a. The Naval uniform is a symbol of membership in an elite organization. It should be worn proudly with dignity and respect. The uniform should always be worn with the correct insignia, proper posture, and kept clean and neat.

b. The blue service coat should be kept neatly pressed and brushed free of lint prior to wearing.

c. Tears in serge, worsted, or gabardine garments will be surveyed if satisfactory repairs cannot be made.

d. Cap bills will be wiped off with a soft cloth prior to wear. The life of a cap bill can be greatly increased if it is not used as a gripping point for placing or removing the cap from the head. Cap covers and crowns must be kept clean of smudges and scratches. Vinyl cap covers are authorized for wear at all times except as otherwise prescribed.

e. All belts should be washed and the buckle cleaned and polished. Belts shall be of cotton web type or Certified Navy Twill (CNT) and worn with the clip end touching the buckle, with no cloth showing. CNT belts are worn with CNT uniforms and the cotton web type belt will be worn with cotton/poly uniforms. Marine Option MIDN and MECEPs, utilizing the USMC belt buckle will allow two to four inches from the buckle to the clip end. Only the regulation brass buckles are authorized for wear by MIDN and OCs.

f. The metal gold devices or insignia of the uniform will be kept clean. Do not use metal polish on the devices as they have a protective coating to prevent tarnish. The cloth gold lace shall be replaced when tarnished. Shoulder boards must be brushed off prior to wearing. If any

03 March 2009

insignia becomes dull or tarnished, return them to Supply for replacement.

g. Ties must be kept clean of food stains and other marks. Ties will be tied with the four-in-hand, half Windsor or full Windsor knot. No portion of the tie will extend below the top of the belt. The tie may be a clip-on or hand-tied.

h. Shoes must be shined over the entire surface and kept in good condition. A common error is to shine the toe alone. Shoes are laced bridged with the laces left over right. The welt or edge and heel of the shoe will be clean and free of dust and dirt (edge dressing is the preferable means).

i. All personnel are required to wear nametags with all uniforms except full dress uniforms. Only NROTC Unit nametags will be worn. They will be centered 1/4 inch (1/8 inch for Marine Option MIDN and MECEPs) above the right pocket. On uniforms without a right breast pocket, place nametags on the right front in a position corresponding to ribbons on the left.

j. Tie clips are to be worn one inch below the center of the tie in a horizontal position (centered between the third and fourth buttons for Marine Option MIDN and MECEP students).

## 17. SPECIAL AWARDS AND INSIGNIA

### a. U.S. Armed Forces Awards and Decorations

(1) Ribbons. Veterans who through previous service in any of the Armed Forces have earned personal awards or service ribbons are authorized to wear such awards on the appropriate NROTC uniforms. In the event Armed Forces ribbons are worn, no Unit ribbons will be worn.

(2) Breast Insignia. All authorized breast insignia such as Submarine "Dolphins", the USN/USMC Parachute Badge, Aircrew Wings, Surface Warfare Insignia, or FBM Patrol Pin are authorized for wear on all NROTC uniforms. They may be worn with active duty awards or NROTC awards.

b. NROTC Unit Awards. The NROTC Unit awards consist of ribbons and stars which represent various Unit activities,

**03 March 2009**

organizations, and outstanding academic and aptitude performance. The listing of and qualifications for Unit awards are contained in Appendix C. Unit ribbons may not be worn with active duty ribbons and awards nor are they authorized for wear during NROTC summer training or while aboard other armed forces installations.

(1) The Academic Achievement Award is a five pointed 1/2" gold colored metal star. Proper positioning of the award is with one point up, 1/4" above the nametag, and centered. The criteria for awarding the Academic Achievement Award are detailed in Chapter 4, para. 412.

(2) The Aptitude Achievement Award is a five pointed 1/2" gold colored metal star. For all the uniforms, the star will be centered 1/4" below the top seam of the left breast pocket, with the top point of the star pointing upwards. The criteria for awarding the Aptitude Achievement Award are in Chapter 5, para. 503.

c. Mariners. As members of the Unit, the Mariners are authorized to earn and wear appropriate Unit awards; e.g., PRT, Academic Achievement, Athletic Awards, etc. They are also authorized to issue and wear additional ribbons internal to their own organization (e.g., the Color Girl Ribbon).

d. Implementation. BN Logistics is responsible for issuing unit ribbons.

18. PHYSICAL TRAINING UNIFORM. During organized PT, Navy MIDN and OCs will wear navy blue shorts and yellow Navy T-shirts. Marines and Marine MIDN will wear olive drab green shorts and t-shirt. All personnel will wear white socks, and running shoes. When "boots and utes" are specified, personnel will wear appropriate t-shirts with utility trousers and issued boots (bloused). During the cold weather months, navy blue (Navy) or green (USMC) sweats are allowed anytime at the member's discretion and mandated when the temperature is below 50 degrees Fahrenheit.